

Welcome Home to the :

July 2018

BARNES NOTES AND NEWS

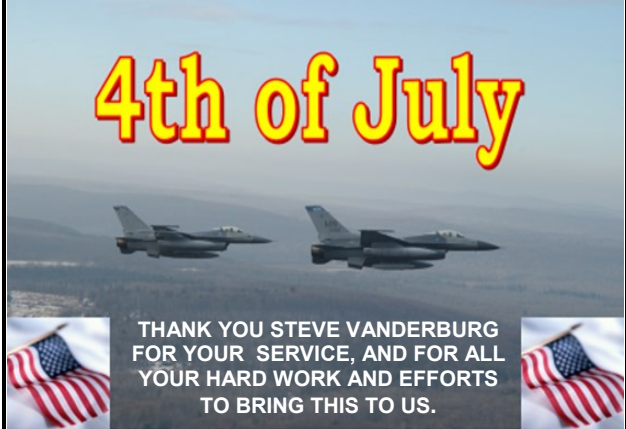
Volume 2, Issue 3

Free

The **BARNES NOTES & NEWS** is your source of our area's community events and happenings, obituaries and other items of interest. We continue to welcome you to place your ads, submit events or articles, and stories. Please contact the owner/editor: **Julie (Frierhood) Sarkauskas** at barnesnotesandnews@gmail.com or call 715-795-2775.

Find our link on the **Town of Barnes Website** !!! Visit: Barnes-wi.com / **Community / Barnes Notes and News**

JUNE STORMS - While we prepare for the coming holiday, we must first focus on recent events which left many of our neighbors with flood and wind damage or total loss, and keep them in our thoughts and prayers. As you know, the rains and wind started early Friday morning, June 15th. I knew it was a dandy when the rain was louder than the thunder. We all woke up to drenched yards and branches on the ground, but had no idea it was not even close to being over. Saturday would bring on and off storms with extreme thunder, lightening and torrential rains. By Sunday morning, June 17th, much of our town was under water. We managed to get a break in the action around 10:00-11:00 Sunday morning thankfully, but it would not last long. By 3:00 or so the clouds rolled in, the rain started again, and the winds cried out. It sounded like the wind was taking control and all of a sudden the 100 year maple tree in the front yard was bent half way over. Very lucky in our case, Thanks Mom! 7 trees down in the back but nothing around the house. Others, unfortunately did not fare so well. Birch Lake Road had MANY trees that were down or snapped in half. Bayfield Electric customers and some Dahlberg customers were without power late Sunday afternoon into the evening from downed trees over power lines. We thank God that there were no injuries or deaths in our little town. But I understand there were two deaths within the storms path. (see pages 14 and 15)



4th of July

THANK YOU STEVE VANDERBURG FOR YOUR SERVICE, AND FOR ALL YOUR HARD WORK AND EFFORTS TO BRING THIS TO US.

BARNES FLY-BY

TWO F-16 FIGHTER JETS


WILL DO A LOW LEVEL FLY-BY ON BARNES PARADE ROUTE
SOMETIME BETWEEN 11:00 11:45

Check the VFW post 8329 Facebook page for any updates, expected time will be posted the morning of the parade

INDEPENDENCE DAY ★★ ★★

THIS holiday is SO important and so many people just think of it as a day off to watch the parade and fireworks. It's a day that solidifies what our ancestors believed in, fought for and died for. Our liberty from King George III's rule is the founding act of our independence from being under his thumb. We must remember that we were freed to build our own government and to have the powers that come with government. (see page 6)


- Included in this issue:**
- Advertisements
 - Thank yous, Birthdays and Anniversaries
 - BAHA
 - Barnes Food Shelf
 - Calendar of Events
 - Church News & Events
 - Barnes Book Club
 - Local News & Events
 - Good Eats/Recipes
 - Obituaries
 - Puzzles
 - Red Hat Ladies
 - "Reminiscing"
 - Senior Meals
 - Town of Barnes
 - Office Hours
 - Town Board
 - Transfer Site
 - UFO Crafters
 - Garden Club




HAPPY 4TH OF JULY * Wednesday, July 4th

F-16 Fly Over is subject to Weather & Situation

PARADE * 12:00 NOON START * Barnes Town Hall to the Barnes VFW Post



RC's DeCoy
Friday, July 6th & Saturday, July 7th
9:00 p.m. to ????



THIS YEARS PARADE THEME " WILD WILD WEST"

FIREWORKS
Barnes Town Park
Wednesday July 4th - Dusk

4th of July Pancake Breakfast
Barnes Community Church
Wednesday, July 4th
8:00 a.m. to 11:00 a.m.

MUSIC AT THE CABIN STORE
SATURDAY, JULY 7TH
9:00 to ????



Another wonderful sunset over our Upper Eau Claire Lake.
Growing up here I've seen a lot of sunsets over the lakes, but they never cease to amaze me.
Thank you Paula Greenspan for sharing this beautiful view with us.

MAY GOD BLESS AND KEEP YOU
Julie Sarkauskas

Barnes Notes and News
50690 Pease Road
Barnes, WI 54873
715-795-2775



BARNES AREA CALENDAR OF EVENTS: JULY 2018

Sun. Jul 1	VFW POST 8329-EVENT TO BE DETERMINED: 715-795-2271
Mon. Jul 2	BARNES LIONS CLUB Meeting 6pm at Maki's Restaurant. Lions Club: 715-795-2047
Wed. Jul 4	4 TH OF JULY HOLIDAY – Town Offices Closed
Wed. Jul 4	PANCAKE BREAKFAST 8am-11am by the Christian Men's Club at Barnes Community Church: 715-795-2195
Wed. Jul 4	BARNES AREA HISTORICAL ASSOCIATION (BAHA) Concession Stand & Parking, 10:30am - 1pm outside Museum, Corner of Lake Road and Cty N, 715-795-2145.
Wed. Jul 4	12th ANNUAL PARADE-SIDE FOOD & BEVERAGE STAND 11:30am to ?? Cedar Lodge Steakhouse & Grille: 715-795-2223
Wed. Jul 4	TOWN PARADE 12 noon Barnes Town Hall to Barnes VFW Post. The Parade Theme is "WILD WILD WEST." Everyone is welcome to participate. For info, call Melissa S. 218-590-0456
Wed. Jul 4	FLAG RAISING CEREMONY following Town Parade at VFW grounds. Food inside VFW and Popcorn/Nachos outside. VFW & Auxiliary: 715-795-2271
Wed. Jul 4	TOWN FIREWORKS at Dusk, Barnes Town Park on Hwy. N in Town of Barnes. Refreshments at Town Park before & during Fireworks. Barnes EMS: 715-795-2782
Thur. Jul 5	FERNS ON SALE through Sun., July 8, Maidenhair ferns, Lady, Wood, Sensitive, and Interrupted Ferns. All 30% off at M&M Greenhouse: 715-795-2100
Sat. Jul 7	MUSIC at the Cabin Store 9pm - ?? 715-795-2561
Sat. Jul 7	VATTEN PADDLAR CANOE/KAYAK RACE ~ Elite Race - Robinson Lake to Mooney Dam; Lake-to-Lake Race - Middle Eau Claire to Mooney Dam
Mon. Jul 9	FRIENDS OF EAU CLAIRE LAKES AREA Board Meeting 1:30-4pm. Location: Barnes Town Hall
Sat. Jul 14	ANNUAL MEETING of the Friends of the Eau Claire Lakes Area 8:30am Continental Breakfast at Barnes Town Hall, 9am annual meeting. 218-724-2317
Mon. Jul 16	EAU CLAIRE LAKES CONSERVATION CLUB (ECLCC) Meeting 7pm at VFW Post. ECLCC: 715-376-4431
Tues. Jul 17	REGULAR TOWN BOARD MEETING 6:30pm at Barnes Town Hall: 715-795-2782
Tues. Jul 17	GORDON BARNES GARDEN CLUB Meeting 1:30pm at Barnes Town Hall. Call 715-795-2821
Thur. Jul 19	BARNES AREA HISTORICAL ASSOCIATION (BAHA) Meeting 9am at Museum, corner of Lake Rd. & Cty. N 715-795-2145.
Sat. Jul 21	PPOA Board of Directors Meeting 9am at the Screen Porch, East Island Lake Rd. PPOA: 715-795-2542
Sat. Jul 21	DISCOVER POTAWATOMI PICNIC - 12 Noon at the Screen Porch - bring a chair - East Island Lake Rd - PPOA: 715-795-2542
Tues. Jul 24	VFW POST 8329 Meeting 6pm at VFW Hall. VFW: 715-795-2271
Tues. Jul 24	VFW POST 8329 AUXILIARY Meeting 6pm at VFW Hall. Auxiliary: 715-795-2271
Sat. Jul 28	5th ANNUAL BAHA BAR-B-QUE RIB FEST COOKOFF - 8am - ??? At Barnes VFW Hall on Lake Rd. Silent auction, bingo, meat raffle, food and beverages. Sponsored by Barnes Area Historical Association. 715-795-2402. www.bahamuseum.org
July 30 Mon-Friday	VACATION BIBLE SCHOOL 9am at Barnes Community Church, call 715-795-2195 or check church website for details. Monday through Friday – June 30 – August 3
Tues. Jul 31	2 nd Half PROPERTY TAXES DUE!!! Payment <u>must</u> be sent to Bayfield County: Pay to the order of Bayfield County Treasurer , P.O. Box 397, Washburn, WI 54891

Judy Bourassa, Town Clerk / Treasurer

clerk@barnes-wi.com

Phone: 715-795-2782 Fax: 715-795-2784
3360 County Hwy N – Barnes, WI 54873

Visit: Barnes-wi.com for town minutes

TOWN OF BARNES BOARD MEMBERS

Chairperson: Chris Webb	Foreman: Eric Altman
Supervisor: Donna Porter	Constable: Mike O'Keefe
Supervisor: Seana Frint	
Supervisor: Tom Emerson	
Supervisor: Zach Desrosiers	

SAFETY REMINDER: DID YOU KNOW... A PWC (Personal Watercraft) may not be operated at faster than "slow, no wake speed" within:

- 100 ft of any other vessel on any waterbody
- 200 ft of shore on any lake
- 100 ft of a dock, pier, raft, or restricted area on any lake



Let's be safe out there!

Source: WI Boating Laws and Responsibilities handbook.
Questions? Call 1-888-936-7463 or visit dnr.wi.gov.



BARNES SENIOR MEALS - JULY 2018 MENU



How to Register for a Senior Meal at the Barnes Town Hall
Meals are served at the Barnes Town Hall Monday - Thursday at 12:00 p.m.
To reserve or cancel a meal, please call (or stop by) the Barnes Senior Meal Site
at 715-795-2495 between 10:15 am to 1:15 pm Monday - Thursday.

If you are not able to call between 10:15 am to 1:15 pm Monday - Thursday to reserve or cancel a meal,
please call the Bayfield County Department of Human Services at 1-888-717-9700, press 178 and leave the following information by 3:00 pm,
Monday through Friday: Your name, phone number, date you would like to reserve a meal and the meal site (Barnes)

Week 1: 7/2 to 7/5 Week 2: 7/9 to 7/12 Week 3: 7/16 to 7/19 Week 4: 7/23 to 7/26 Week 5: 7/30 to 7/31

Hot Turkey Sandwich on WW Bread, Mashed Potatoes & Gravy, Glazed Carrots, Diced Pears, Milk	Beef Tips Pepper Steak w/ peppers, onions & tomatoes over steamed rice, Steamed Broccoli, Rhubarb Crisp Dessert, Milk, Veg Alt: Tempeh Pepper Steak	CLOSED in Observance of Independence Day	Bratwurst on a Buttered Bun, Baked Beans, Watermelon, Strawberry Shortcake, Milk, Veg Alt: Tofu Bratwurst
Hamburger Steak w/brown Gravy, Mashed Potatoes, California Blend Veggies, WW Bread w/butter, Lemon Fruit Fluff, Milk	Chilled Tuna Macaroni Salad, Peas & Cheese Salad, Tomato Slices, Peach Delight Salad, Milk	Roasted Pork Loin, Stuffing & Gravy, Baked Yams & Apples, Grapes, Black Bean Brownie, Milk, Veg Alt: Roasted Garbanzo Loaf	Sloppy Joe on a buttered bun, Potato Salad, Cranberry Crunch Salad, Pineapple Upside Down Cake, Milk, Veg Alt: Sloppy Jane
Pork Cutlet in Mushroom Sauce, Steamed Potatoes, Steamed Asparagus, WW Roll w/butter, Peaches, Milk	Ground Beef Spanish Rice Casserole, Corn Niblets, Orange, Chocolate Pudding, Milk, Veg Alt: TVP Spanish Rice	Baked Chicken, Mashed Potatoes & Gravy, Summer Squash, Chocolate Chip Bean Muffin, Milk, Veg Alt: Baked Tofu Cutlet	Spaghetti w/Meat Sauce, Tossed Salad w/tomatoes, green peppers, onion, Italian Bread w/butter, Strawberry Shortcake, Milk, Veg Alt: Spaghetti w/Soy Crumbles
Boiled Ham Dinner w/ potatoes, carrots, rutabaga & cabbage, Peaches, Rye Roll w/butter	Chicken Tetrizzini, Green Beans, Cantaloupe, WW Bread w/butter, Milk, Veg Alt: Tofu Tetrizzini	Fishwich Cheese Sandwich on a buttered bun w/ tartar sauce, Spinach & Romaine Salad w/tomato, Pineapple Rings w/cottage cheese, Cherry Crisp, Milk	Beef & Bean Taco Pie w/ lettuce, tomatoes, sour cream, mild picante sauce, Mexicali Corn, Tropical Fruit Salad, Milk, Veg Alt: Black bean Taco Pie
Chicken Chow Mein over Steamed Brown Rice, Oriental Veggies, Mandarin Oranges, Milk	Ring Bologna & Macaroni & Cheese, Stewed Tomatoes, Green Beans, Peaches, Milk, Veg Alt: Curried Tempeh Veggies over Pasta	Hearty Bean Barley Soup, Egg Salad Sandwich on WW Bread, Broccoli Salad, Pears, Milk, Veg Alt: Hearty Vegetable Soup	Oven Roasted Turkey, Mashed Potatoes & Gravy, Candied Yams, Cranberries, WW Roll w/butter, Pumpkin Pie w/whipped topping, Milk, Veg Alt: Tofurky

PLEASE When walking—WALK AGAINST TRAFFIC!!!! THIS IS FOR YOUR SAFETY. I do understand in the city you have sidewalks and it doesn't really matter, but in the country we **must ask** that you abide by the "rules of the road". Bike **WITH** traffic (ditch to your right). **MAKE SURE** your dog is always on the "ditch" side of you and **NOT** on the road side. *I'd like to thank those of you who are walking with your pets away from the road. For those of you I've seen with your pet on the car side of the road, **MAKE THE SWITCH.** If your dog darts toward traffic, you're not in the way to intervene. **The outcome of that is obvious.** Love your pets enough to keep them safe.*

QUESTIONS, COMMENTS or CONCERNS

If you have any questions or comments on what you see here, we would like to hear from you. If you have an item that you would like to see in the Barnes Notes and News, please contact Julie (Frierhood) Sarkauskas at barnesnotesandnews@gmail.com

THANKS TO YOU ALL FOR YOUR SUPPORT. GOD BLESS
LIKE US ON FACEBOOK

Donations are welcome and appreciated.

Your generous donation will be applied as sponsorship to our community pages.

BBQ Cook-off Competition



BINGO
Starts at 12:00

Silent Auction
Runs all Day

BAHA'S 5TH ANNUAL BAR B QUE "RIBFEST"



SATURDAY,
July 28, 2018



**Backyard Cook or
Restaurant Chef?
Why not enter this
fun contest!**

Arts & Crafts
and
Flea Market
Start at 10:00
a.m.

MEAT
RAFFLE
STARTS AT
12:30

@ VFW on Lake Rd in Barnes, WI
Trophies & cash awards!

All entry money will be given out as prizes

Entry fee: \$20.00. Pre-register by July 1st to secure your spot.

To enter the contest or for information on rules and entry forms,
please call: Tam Larson @ 715-795-2402 (email ttclarson@hotmail.com),
Florence Prickett @ 715-795-2145 or Lu Peet @ 715-795-3065

*Sponsored by Barnes Area Historical Association, Inc. (BAHA)
Sharing the history of the Barnes Area through education and preservation*

THE BARNES MUSEUM IS OPEN

Our hours are Friday and Saturday 10:00 a.m. to 3:00 p.m.

WE ARE STILL LOOKING FOR VOUNTEERS !!

Please feel free to stop by the museum or, call Paula Greenspan at 715-795-2936 or Florence Prickett at 715-795-2145.



UPCOMING EVENTS

Rib Fest - Saturday, July 28th

OPEN FORUM MEETING:

BAHA will soon be announcing a meeting open to everyone - public and members, which will be held at the Barnes Town Hall. We welcome any ideas or concerns anyone might have as your input is important to us.

DID YOU KNOW...



Anyone born on or after January 1, 1989 is required to complete a boating safety course to legally operate a motorized boat or personal watercraft on Wisconsin waters AND Paddle Boarders must have a life jacket on the board (preferably being worn).

******* PUBLIC NOTICE *******

Barnes residents and guests who wish to display fireworks on their property (owned or rented) must have a valid fireworks permit issued by the town of Barnes. Only fireworks that are purchased in Wisconsin are legal to be displayed. Permits issued will be on file with the Fire Department, Constable, DNR, and the Sheriff's Department. Proof of insurance/bond will be required at time of application.

FIREWORKS ARE PERMITTED IN THE TOWN OF BARNES ONLY DURING THE TIME PERIOD OF ONE (1) WEEK BEFORE THE FOURTH OF JULY AND ONE (1) WEEK AFTER THE FOURTH OF JULY AND FOR DESIGNATED SPECIAL EVENTS. Display hours are from dusk to 11:30 p.m. ONLY and will be strictly enforced. Violators will be subject to a possible fine and confiscation of the fireworks.

Permits are issued by the Barnes Town Clerk/Treasurer during regular office hours. You must apply in person at least two days prior to purchasing and using your fireworks.

Any questions, please contact the Town Clerk/Treasurer at 715-795-2782 or the Constable at 218-340-3101.

THANK YOU FOR ABIDING BY THE REGULATIONS

EVEN WITH ALL THE RAIN WE'VE HAD, WE ARE IN SAND COUNTRY HERE AND THE WATER DRIES UP QUICKLY

PLEASE BE AWARE OF YOUR SURROUNDINGS

CHECK WITH THE DNR OR TOWN OFFICE FOR FIRE DANGER STATUS BEFORE BURNING



GOOD SAMARITIN AWARD

On Friday, May 8th, on County Road A near the golf course in Solon Springs, our car broke down. Good Samaritan Rick Smith from Catherine Lake stopped and picked us up with our two dogs and utility trailer, then took us to our cabin in Barnes.

Rick was our guardian angel that day and we really appreciate his unconditional services.

Thank you,

Tom and Cynthia Storm



STORAGE



Store your boats, pontoons, cars, campers, snowmobiles, ATV's, and tree stands.

If you have it, we can store it!

We can winterize and we can pick-up.



Gregg Frierhood — Barnes, WI

Call now - (715) 558-2899 or (715) 795-2247

CLEAN BOATS CLEAN WATERS

As we begin the 2018 boating season, I'd like to remind you of some checklist items.

- Be sure the correct number of lifejackets are in your boat.
- Make sure the plug is in your boat before backing down the ramp.
- Inspect, drain and clean all boats and gear of weeds, mud and water. This includes water toys such as rafts, tubes and skis as well as kayaks and canoes.

Do not add lake water to leeches and minnows. If you add lake water you are required by law to only use them on that body of water.

If you have some extra time, please consider spending a couple hours at a boat landing. Hours include weekdays, not just weekends. Thank you for your efforts and support to keep our lakes clean and safe for the next generation. - Sally Pease (Text: 715-559-0614)

BARNES RED HAT

The Barnes Red Hat Ladies

will next meet at 12:00 noon

Wednesday, July 18th

at

the 300 Club in
Iron River, WI



IT'S "SAFE SUMMER" TIME

Paddle Board Safety Tips:

- **Wear a lifejacket!** - More than 90% of boat fatalities related to drowning involve victims not wearing life jackets, you need one for your safety. You also need one because Wisconsin law, as well as U.S. Coast Guard law, treats paddleboards the same as kayaks and canoes. This means there must be a personal flotation device for each person on board. However, the best way to obey this law and to ensure your safety is to just wear the life jacket.
- **Carry a whistle**
- **Be a competent swimmer**
- **Know how to self-rescue**
- **Know how to tow another board**
- **Know the local regulations and navigation rules**
- **Understand the elements and hazards – winds, tidal ranges, current, terrain**
- **Know when to wear a leash**
- **Be defensive – don't go where you aren't supposed to be and avoid other swimmers, boaters, paddleboards**
- **Use proper blade angle to be the most efficient paddle boarder**
- **take a safety course, [Paddling Safety Course \[exit DNR\]](#)**



INDEPENDENCE DAY—Continued from the front cover:

The Declaration of Independence in Modern English

We also believe that if the government fails to protect the rights of its people that the people have the right to change the government. The government can be totally changed if it needs to be. This happens so that everyone can be happy and safe. Changing the government is no joking matter because sometimes things have been the way they are for a long time. Even though sometimes people continue to put up with a government that doesn't operate correctly, it doesn't make it right and changes still need to be made. It is the duty of the people to make sure that the government treats the people fairly and civilly.

We, those who have been putting up with an inoperable government, have been patient and suffered through a lot of things without complaining, but it is our duty to make the needed changes.

This King of Great Britain is King George III. He is our present ruler, and he wants to become even stronger. He has already tried to rule us completely, without listening to what our American leaders have to say. And we have proof of such evils. Here are the facts for the whole world to see:

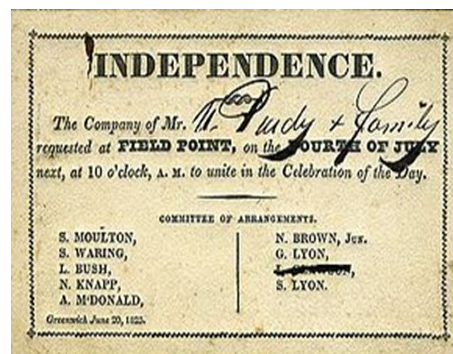
- The King has gone a little crazy. He has refused to sign laws that our leaders have written. These are pretty important laws.
- The King has taken control of the Judges in our court system. Judges cannot be fair if someone else is controlling their jobs and how much money they make.
- The King has also ignored the laws of our American government. He has created his own set of laws and now feels that he has a right to force us to give food and shelter to British soldiers, stop us from trading with the rest of the world, and has set up too many taxes for us that we have no choice in paying. He also wants to punish people without a fair trial and jury.
- The King took our ships, and has burned our villages and killed many people.
- The King has carried out several acts of war.
- The King has also caused a rift between slaves and their owners and has made the slaves angry and violent. He is also trying to convince the Indians to go to war against the colonists.
- The King is not a fair man.

Through all of these unfair acts that have been placed upon us we have made a great effort to tell the King how we feel. We wanted to resolve this peacefully but it has only escalated. A King that does not rule fairly should not be able to rule. We have continued to warn our friends and family still living in England and still, it has done nothing.

We, as representatives of the United States of America want God to judge our acts. We declare today that Great Britain will no longer be a ruler over us and that we should be free and independent states. We will have the power to build our own government and all the powers that come with government. We will put our trust in God and will be united in this Declaration of Independence.



Signing of the Declaration of Independence. Oil painting by Jonathon Trimbull



BARNES TRADING POST

Wilderness Inn

8 Units Available

Wine - Dine - Recline

FEATURING A NEW MENU

HAPPY HOUR !

Mon. - Fri.
Noon - 6

- SPECIALS -

Monday - Burger Night
Tuesday - Tacos
Wednesday - Wings
Thursday - Pizza Night

- ATM - Credit Cards - WIFI Available -

Restaurant Hours:

Open 7 Days a Week at 7:00 a.m.

www.barnestradingpost.com

Find Barnes Trading Post on Facebook

4170 Cty. Hwy. N, Barnes, WI 54873

Phone: 715-795-2320

★ TRUST EVERYONE HAD A GREAT AND SAFE 4TH OF JULY !! ★

JULYSPECIALS

Omelet: Andy's Omelet (includes ham, pineapple, & Swiss Cheese)

Burger: Pizza Burger (fresh patty topped w/ marinara, pepperoni & mozzarella cheese)

Pizza: Steak Alfredo

Gluten Free Pizza Crusts

LARGE VARIETY OF TAP BEER + CRAFT BEERS

ANYTIME FISH FRY (POLLOCK)

- BREAKFAST -

Mon-Fri to 11:00 a.m.
Sat-Sun to 12:00 noon

Everyday—All you can Eat Biscuits & Gravy

Saturday & Sunday

Eggs Benedict
"Pair with a Mimosa or Bloody Mary!"

THURSDAY NIGHTS BINGO BANGO

6:00 p.m. Start

the WINDSOR

50750 Outlet Bay Road

Barnes, WI

715-795-2315



A Note from Sally Pease on Aquatic Invasive Species

Aquatic Invasive Species are just 1 of the invasive species we need to worry about. Terrestrial Invasive species are a big concern also. Creeping Charlie or Ground Ivy is a future concern. Creeping Charlie is a green vine with scalloped leaves and small purple flower. Sometimes used in flower baskets. Lots of lawns in the City have this plant. It is hard to get rid of once it gets started. Restricted Invasive Species are species of concern that are already in WI. Canadian Thistles are 1 of these species. It spreads by ryzomes roots and seeds. It also is hard to get rid of.

Enchanted Inn

The Enchanted Inn is searching for talented cooks and dishwashers for the 2018 summer season at the Barnes location, 1025 South Shore Road, Barnes, WI.

Part time evenings, Friday and Saturday, additional hours on holiday weekends. Must have ability to commute.

Go to:

www.draganettis.com,

Contact/Employment to access the application. Email to info@theEnchantedInn.com or mail it to us at: The Enchanted Inn c/o 3120 E. Clairemont Ave. Altoona, WI 54720.

Your cooperation is greatly appreciated.

See additional Notice - Page 17

IT'S THAT TIME AGAIN!

Boaters, please remember to remove all mud & weeds from your boats. Drain bilge, live well and motors. Help us prevent the further spread of invasive species. If you would like to further help, consider volunteering to check boats at a local landing this summer.

Contact Sally Pease
H: 715-795-2936
C: 715-559-0614



J & K'S HALFWAY HOUSE Bar & Grill

"WE * ARE * HERE"



Open 7 days a week

Mon. - Fri. 9:00 a.m. to 10:00 p.m.

Sat. - Sun. 9:00 a.m. to 12:00 Midnight

Gordon, WI

Phone: 715-376-4285

(On and Off Sale)



ATTENTION: Effective immediately, the ability to pay property taxes by credit/debit card thru Gov.Pay.Net has been suspended. 2nd installment payments are payable to Bayfield County and can be paid through the county's website.

Please consider donating your items to:

- Local folks that may need a hand
- Salvation Army
- Local Thrift Stores

DONATE

Paddle Northwestern Wisconsin's
most beautiful chain of lakes.

JULY 7, 2018

BARNES, WISCONSIN

Over \$3,000 in Prizes



Vatten Paddlar

**TWO RACES
5 Mile & 10 Mile**

Pro Kayak - Rec Kayak - SUP - Tandem Canoe



Show Up and Finish and You'll Be a Winner!

Complete Info and Registration

vattenpaddlar.com

★ **NOW OPEN** ★

ROBINSON LAKE RESORT & BAR

Owners: Greg & Kim Dalbec

51825 Fahrner Rd

Barnes, WI 54873

Phone: 715-795-3444

Kim Cell: 612-709-9430

email: Robinsonlakeresort@gmail.com

Hours:

Friday - 3:00 to Close

Saturday 12:00 to Close

Sunday 12:00 to 5:00 p.m.

OPEN 4th of July 10:00 a.m. to close

Cabin rental still available for

July 28 - August 4



Accessible by
Boat / Car / ATV

OPEN

MON WED THUR FRI
9:00 - 5:00

CLOSED
TUES SAT SUN

Debbie's
HAIR DESIGN

FOR SALE

I want to ensure the community that Julie and I are still open and doing hair. Ideally I would love to sell it to someone who would use it as a beauty shop. It's only listed as a building sitting on 1.6 Acres. My furniture and business is not in the asking price, so it would be perfect for a stylist to start their own business and invest in their own building.

A few people have asked me what "kind of revenue does it bring in?" I'm still open! Of course I will show anyone interested in it my books. I started this shop in 1985 with Anita Rauwolf above Downtown Barnes, now, Cedar Lodge. When going upstairs became difficult for my father, we realized it was probably the same for others. So my husband and I asked Annie and Patrice if we could count on them to give us at least 5 more years if we bought land across the road and built a ground level, handicap accessible building-that was 18 1/2 years ago. For most of my 32 1/2 years of having my shop in Barnes, I have been open Monday thru Saturday. Now it's time for Trice and Annie to retire, and I thank them so very much for their years of working with me, truly, I would not have been able to do it without them.

So, please stop in and continue patronizing us and pass the word out there about a great opportunity this little place is.

Thank you, Deb Meier, owner.



GEORGIA'S

NEW OWNER:
GEORGIA'S SON BRYAN

"HAPPINESS IS HOMEMADE"

Come in and enjoy

**NOW OPEN Monday - Saturday
11:00 to Close**

Ellison Lake Rd, Barnes, WI
Phone: 715-795-2121



This could be YOUR ad

Ask me about it



**SALES: GARAGE - ESTATE - CRAFT
FOR SALE - HELP WANTED**



Bear Country North Country Vacation Rentals

Live Bait • Licenses • Boat & Canoe Rental • Pontoon Rental • Gas • Groceries
Sporting Goods • Clothing • Guide Service • Dock & Lift Sales
ATM • Cabin Rental • Video Rental • Propane

CRAIG MANTHEY
(715) 739-6645
(715) 798-3334 Cable Office

P.O. Box 130
Drummond, WI 54832
Email: bearcountry@cheqnet.net
www.northcountryvacationrentals.net

THE RED GERANIUM

State Hwy 27, Barnes
715-795-2168



**Unique
Cards, Gifts
and
Treasurers**

HUGE MOVING SALE

55280 Silverwolf Dr., Barnes
(Potawatomi)

Friday, July 6th—Saturday, July 7th
8:00 a.m. to 5:00 p.m.

Sporting Goods, Reloading Materials,
Spinning Wheel and Household items



**IT'S TIME TO TAKE
AN INTEREST IN OUR
TOWN !**

**GET INVOLVED
JOIN A CLUB
HELP MONITOR OR
CLEAN UP THE BOAT
LANDINGS**

**WRITE TO THE TOWN
OFFICE WITH YOUR
CONCERNS OR SEND
THEM TO ME.**

**WE NEED YOUR HELP
WE CAN'T DO IT
ALONE
WE NEED YOU TO
CARE**

HELP WANTED



Need my lawn mowed at
3210 E. Robinson Lake Road.

Will need around the garage and travel trailer
as well as the front yard.

Interested in service in July and August

Please reply with estimate to:
drep1949@gmail.com



**MEN'S SOFTBALL
TOURNAMENT
RESCHEDULED
FOR AUGUST
18TH & 19TH**

BARNES V.F.W.

P.J.'S

Pat & Kara Foat - Owners
Jct. County Y & Lake Road
Barnes, WI 54873
715-795-2561

CABIN STORE



HUNTING & FISHING LICENSES
INFORMATION STOP * ICE * MOVIE RENTALS
WISCONSIN LOTTERY * GROCERIES
FULL LIQUOR BAR * FOOD AVAILABLE
SMOKING PAVILLION
Gas & Oil Available

TRAIL PASSES
AVAILABLE

We are now an
authorized licensed
"Recreational Vehicle
Registration Center"



CABIN STORE EVENTS



MUSIC



SATURDAY JULY 7TH
DJ STARTS AT 9:00 P.M.

KITCHEN WILL CLOSE at 7:00 P.M. July 4th

ALSO AT THE CABIN STORE

On-Off sales of beer and liquor. A wide variety of grocery items including canned goods, dry goods, candy; a good variety of ice cream, snacks, cheeses and other dairy products. First aid supplies and home remedies.

Try our new Coffee Bar: get a Coffee to go or hot chocolate or Cappuccino.

Bait Store with assortment of bait, Including minnows, leeches, worms, crawlers and waxies—nice assortment of tackle.



It's the Law...

- * All vessels (including canoes, kayaks and paddle boards) **MUST** have at least one USCG-approved Wearable life jacket for each person on board.
- * All vessels 16 ft. or more in length **MUST** have one USCG-approved Throw-able personal flotation device on board that is immediately accessible.
- * Every person on board a personal watercraft **MUST** wear a USCG-approved life jacket.
- * Federal law requires children under the age of 13 to wear a USCG-approved life jacket while underway in an open vessel on federally controlled waters.
- * All life jackets must be in good, serviceable condition, readily accessible and of the proper size for the intended wearer.



IT'S PICKLEBALL TIME IN BARNES



The official start for pickleball mixers was Monday, June 11, 2018, from 3:00 p.m. to 5:00 p.m.

Sessions will be held every Monday through August 27th.

Come on out to the Barnes Town Park and join in the fun. Paddles, balls and beginning instructions are available each week if requested. We will also hold other sessions during the week if there is enough interest.

Remember: "Just one more game."

See you on the Courts...

Questions: call Rita or Jim Johnson at 715-795-2359



WISCONSIN BOATING LAWS

UNLAWFUL OPERATION WISCONSIN LAW STATES THAT THESE DANGEROUS OPERATING PRACTICES ARE ILLEGAL:

- Steering toward another object or person in the water and swerving at the last possible moment in order to avoid collision
- Chasing, harassing, or disturbing wildlife with your vessel
- Operating a vessel repeatedly in a circuitous manner within 200 feet of another vessel or person in the water
- Operating a vessel within 100 feet of the shoreline, any dock, raft, pier, or restricted area on any lake at greater than "slow, no wake speed"
- Operating a vessel at greater than "slow, no wake speed" within 100 feet of a swimmer, unless a vessel is assisting a swimmer
- Operating a motorboat, other than a Personal Water Craft, at a speed in excess of "slow, no wake speed" within 100 feet of the shoreline of any lake
- A PWC may not be operated between sunset and sunrise
- A PWC may not be operated at faster than "slow, no wake speed" within:
- 100 feet of any other vessel on any waterbody, including a vessel that is towing a person on water skis, inner tube, wakeboard, or similar device, or operating within 100 feet of the tow rope or person being towed
- 200 feet of shore on any lake
- 100 feet of a dock, pier, raft, or restricted area on any lake
- Steering toward another object or person in the water and swerving at the last possible moment in order to avoid collision
- Chasing, harassing, or disturbing wildlife with a PWC

IT IS ILLEGAL TO DUMP REFUSE, GARBAGE, OR PLASTIC INTO ANY STATE OR FEDERALLY CONTROLLED WATER



REPORT NATURAL RESOURCE VIOLATIONS
CALL or TEXT: 1-800-TIP-WDNR (1-800-847-9367)
Toll Free-Statewide-24-Hour-Confidential



See Local Ordinance Chapter 8 at www.barnes-wi.com enforced by Town Constable.



Visit www.dnr.wi.gov and www.boat-ed.com/wisconsin

15366 W Reiske Road
Hayward, WI 54843
715-634-4567
tallpinesresort@charter.net
www.nelsonlakesresort.com
Your Hosts:
Mike & Angie

RIGHT: "ELVIS HAS LEFT THE BUILDING"

Thomas "Tommy" Krob, a young actor plans his directorial debut while on European adventure

At the **PARK CENTER**
Hwy 63
Hayward, WI
Saturday, July 7, 2018 - 7:30 p.m.
Sunday, July 8, 2018 * 2:00 p.m. Matinee

OBITUARIES: Remembering Loved Ones Lost



Dan Drinkwine with Erika

ERIKA DeMARR

Erika DeMarr passed away in June. Services will be held at the Brown Funeral Home in Solon Springs, WI on Saturday, July 14, 2018. She was a resident of Gordon, WI.

She worked for and was a close friend of Dan Drinkwine for quite a long time. Dan remembers her very fondly. "She was very special".

Check for details on the Brown Funeral Home website: brownfuneralhome.net



SOMETIMES.....

OUR LOVED ONES HAVE PAWS.

OUR DEEPEST SYMPATHIES IN THE
LOSS OF YOUR FURRY FRIEND

"It's hard to forget someone who gave you
so much to remember"

SUPPORT YOUR LOCAL HUMANE SOCIETY

COMING SOON—

SHARING ADOPTION INFORMATION FROM THE
LOCAL HUMANE SOCIETY



WE MISS YOU SO MUCH TOBY
YOU ARE TRULY CHERISHED
AND MISSED



YOU ARE FOREVER
IN OUR HEARTS



TOBY & BODEEN

LOVE,
"MOM & DAD"
RICK & LINDA
FINK



Bible Studies

Every Tuesday at 10:00 a.m.
Everyone Welcome

BARNES COMMUNITY CHURCH

Pastor Jon Hartman

SUMMER WORSHIP HOURS
9:30 a.m. Sunday

3200 County Hwy N., Barnes, WI
Phone: 715-795-2195



VACATION BIBLE SCHOOL
STARTS July 30th

BARNES COMMUNITY CHURCH FOOD PANTRY

The Barnes Food Pantry is open the 2nd Wednesday of each month from 9:00 to 11:00 a.m. for persons living within 15 miles of the church or those living in Barnes, Drummond or Highland.

Please bring identification.

We are located at 3200 County Highway "N", Barnes, WI at the Barnes Community Church.

For further information call:

Donna at 715-795-3139 or Dianne at 715-795-2728

(For a map to the food shelf visit: www.barneswi.com)



Please consider making a donation to The Barnes Food Shelf. It is greatly appreciated.

**Our sincerest apologies
for anyone we may have
missed.**

*Our thoughts and
prayers are with you
and your families in this time of sorrow.*



**If you have any information you would like us to share,
please send to:**

**Julie (Friermood) Sarkauskas at
barnesnotesandnews@gmail.com**



THE PET PAGE

MAKE SURE YOU HAVE YOUR PET'S MEDS AND SHOTS UP TO DATE !!

This year is no different than any other so please be sure your pet's shots are up to date, including Lymes, make sure their license is current and that the rabies tag is on their collar. Check the Town of Barnes leash and public area laws to keep your dog safe. If you're just moving to the area, your dog must be on a leash when walking or in public, and, you must have a local License tag. Visitors, please keep your tags up to date and your pet on a leash. You can get the license applications at the Town of Barnes office. Reminder: Kitties need their rabies, distemper, lymes shots and frontline too! (even if they're inside kitties.)

LOCAL VET INFORMATION: KEEP YOUR VET'S NUMBER HANDY AT ALL TIMES.

NORTHSTAR VETERINARY CLINIC/HOSPITAL
Dr. Sammi Pumala # 715-739-6823
52545 Old 63N, Drummond

NORTHLAND VETERINARY SERVICES
Dr. Monica Brilla # 715-372-5590
8560 Topper Rd, Iron River

SEELEY VETERINARY CLINIC
Dr. John Mundel # 715-634-5996
12942W County Rd OO, Hayward (Seeley)

HAYWARD ANIMAL HOSPITAL
715-634-8971
15226W Cty Rd B, Hayward



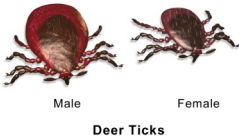
Gene & Trixie Pease

TICK REPELLENT RECIPE

- 20 Drops Lemongrass Essential Oil
- 20 Drops Eucalyptus Essential Oil
- 4 ounces of Water

Add all ingredients in a spray bottle....
Shake Well

Spray on shoes, socks, and pant cuffs
SAFE FOR HUMANS AND DOGS



Ticks can burrow in your pets gums as well so check their mouths while you're at it.

KEEP YOUR PET SAFE ON THE WATER !!!!!



Jade Boehm - Stylin' in her new Life Jacket

Jade wants to remind you to please keep your pet safe while out on the water this summer.

Pick up a life jacket for your fur baby and always have it on the boat with you.

Too many things can go wrong when you least expect it, and on the water can be even more dangerous for your pet. **BE SAFE** and **"BOAT ON !"** Love, Jade



BE CAREFUL WHILE GRILLING AROUND YOUR PETS – THEY DON'T KNOW IT'S HOT ★

WATCH FOR PETS IN THE WATER WHILE BOATING

GOD BLESS OUR CANINE VETS



Please be considerate



Not everyone enjoys Fireworks ★ ★ ★ ★

BE AWARE OF YOUR PETS PAWS ON THE ROADS THIS SUMMER. AS WITH THE COLD, SNOW AND ICE, THEIR PAWS GET BURNED ON THE HOT PAVEMENT

DOG ICE CREAM RECIPE

INGREDIENTS

- 3 ripe bananas
- 32 ounces plain yogurt
- 1 cup peanut butter

METHOD

- Blend, pour the mixture into ice trays, freeze.
- In a couple hours you'll have a cool treat for your dog.



Copper and I thank you for your support of our canine, feline & other pet friends. Our babies love us without condition. They help us without effort. They heal our hearts and spirits and never ask for anything in return, except love. SO GIVE LOVE BACK TO THEM.

SUPPORT YOUR LOCAL HUMANE SOCIETY and ADOPT

JUNE STORMS 2018 – from page 1:


Around me, the damage would be to Pease Road at James Road as well as Tars Pond Road. Sunday morning at 7:30 Mac McCaughn (Peggy (Pease’s husband) and I took a ride down the hill to see what the damage might be. (a tip from Sally Pease) The water was flowing over the road like Niagara Falls. What most people do NOT know, is that although never to this extreme, winter snow melt and heavy rains have been rising and going over this part of the road for hundreds of years. The water would come from Hyatt Creek, Fletcher Creek, Tars Pond through Tars Creek into Dry Pond and to Pease Road. It would rise, pass over the road and settle on the other side leaving little damage disturbance.




Pease Road at James Road
Sunday, June 17th



Pease Road at James Road
Monday, June 18th




Tars Creek—Tars Pond Rd
Sunday, June 17th



Tars Pond Rd
Monday, June 18th

These storms reeked havoc on so many throughout our region. From Danbury, WI to Houghton, MI. Most of us have seen the pictures and videos of the devastation, but you didn’t realize how bad it was unless you saw it in person.



Tars Pond Rd - Paul Solberg & Jackie Thorn
Sunday, June 17th

The picture above was taken by Jackie while standing in water up to her knees at the end of her driveway.

This is not just from rain run off, Fletcher Creek actually diverted itself due to the amount of water that fell and Tars Pond Road was a raging river. Paul had left for a trip with his father, while Jackie was entertaining some friends. Due to the flooding and damage that Tars Pond Road sustained, her friends were stranded at the house. It was Tuesday morning when crews were called in to fix the road as best as could be to allow for people to get out and on their way.


The amount of water that went over Pease Road was from several sources from the North/North-east. Hyatt Creek, Fletcher Creek, Tars Pond through Tars Creek to Dry Pond and over Pease Road. There is always a Beaver Dam at Tars Pond where the mouth of the creek is that we have to tear out continually. With the rising water, it was carried down stream along the creek until it got stuck at the culvert. My brother Gary Frierhood and I went down to see what we could do, but it was unsafe to do by hand, and a backhoe with a thumb was needed to get the dam out of the culvert. The water was rushing through with the dam there, but once removed, it was a whole new ball game of power. We have never had a wash out on Pease Rd like this. other side of Pease Rd.

- Julie Frierhood Sarkauskas



Mark Jerome baptizing Pigeon Lake Rd, Drummond, WI
June 19, 2018

It took over 35 truckloads to fill this deep hole !!!!



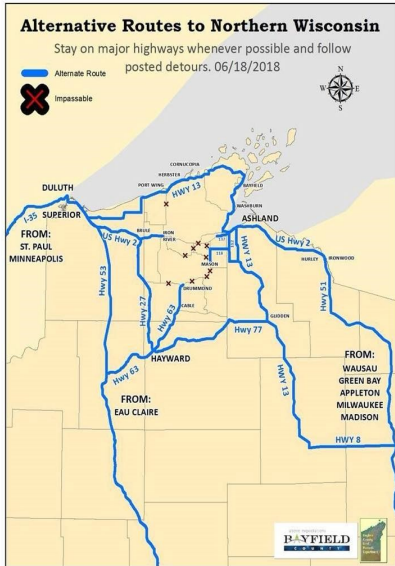
LEFT:

Marlow Solberg, a resident of Barnes lost his home to the flooding

His son Paul tries to get in close to access the damage

OUR SINCEREST THANKS TO EVERYONE WHO HELPED ALL OF US BOTH DURING AND AFTER THESE STORMS RIPPED THROUGH OUR LIVES.


COUNTLESS NEIGHBORS AND FRIENDS, LOCAL CONSTRUCTION COMPANIES, TREE REMOVAL, LOCAL TOWN CREWS AND THE LIST GOES ON .
GOD BLESS YOU ALL




Left:
 For information regarding roads that have been reopened Please contact the WI DOT or local law enforcement for updates or changes.
 UPDATES: Hwy 63 between Grand View & Ashland is now open.



Above: Pigeon Lake, Drummond, WI - June 28, 2018
 Still up to the Road 2 weeks later - Cty Hwy N



Catherine Lake Road
 Barnes, WI
 It only got worse from here.



Above: State Highway 2
 Repairs have started



Left: Gouge in the creek left by the raging waters which lead to the devastation on State Hwy 2

Volunteer Boat Landing Monitors Needed Due to Severe Shortage

By Ted Eastlund

Boat landing monitors on Upper, Middle and Lower Eau Claire Lakes, Tomahawk and Robinson Lakes play an important role in reinforcing state laws preventing the transport of aquatic plants and lake water from lake to lake.

The DNR-funded Clean Boats-Clean Waters Program of the Barnes Aquatic Invasive Species Committee provides funds for hiring boat landing monitors but only if we provide volunteer hours to match 25% of the paid staff hours.

According to Lee Wiesner, Town of Barnes AIS Committee Chair, we are so short of volunteers that we are matching at a rate of 6.8% and this threatens our ability to acquire future continued funding. This summer we have not been able to provide boat landing monitoring at the level needed because of the shortage. Many hours on weekends, the busiest use of the boat landings, are left unstaffed.

Most data point to motor boats and boat trailers as the source of the Eurasian Water Milfoil that has infested Tomahawk, Sandbar and George Lakes and the invasive Curlyleaf Pondweed that has hit Upper and Middle Eau Claire Lakes along with the Eau Claire River from where it starts at Middle to above the lock & dam as it drains toward Lower Eau Claire Lake.

The largest patches of the invasive Eurasian Water Milfoil at Tomahawk Lake is directly in front of and near the boat landing. The only really massive patches of invasive Curly Leaf Pondweed in Middle Eau Claire Lake are in directly in front of the public boat landing. Despite mechanical, suction removal of much of one patch, using the Barnes BAISS pontoon boat from 8am to noon daily during June, 2017, curly leaf pondweed spread to multiple other sites in Middle Eau Claire Lake and to the Eau Claire River. We need to fully staff the boat landing monitor positions to prevent further introduction of invasive species. Careful removal of all aquatic plants and lake water watercraft leaving the lakes and reminders by the presence of boat landing monitors is a key preventive step relied upon to halt further spread.

Anyone persons who are interested in becoming a volunteer or paid boat landing monitor should contact Sally Pease, (Barnes AIS Committee Clean Boats/Clean Water Boat Landing Monitor Coordinator).

Call: 715-559-0614 or email: sally.pease.uec@gmail.com.



MAKI'S CAFÉ



NOW OPEN 7 DAYS A WEEK

Come in to see the new Menu and the changes we've made in the dining room. We have weekly specials, as well as daily lunch and breakfast specials.

4th of July - Ice Cream Cones !!!

Before and during the parade - 10:30 to ???

"4th of July" Breakfast Buffet

June 30th, July 1st & 2nd

Saturday-Sunday-Monday 7:00 to 11:00

Home Cooking, Homemade Pies & Bakery Breakfast & Lunch all day

Normal Business Hours
Mon thru Sun: 7:00 a.m. to 2:00 p.m.
Stan & Phyllis (715) 795-3144



Also selling Bob & Steve's Firewood
(715) 795-3144 or (715) 558-6308
3720 Cty Hwy N, Barnes, WI 54873

ANCHOR YOUR BOATS HERE



J&M Storage
Jeff Johnson

53060 Hwy 27
Barnes, WI 54873
Phone: 612-803-0775

STORAGE FOR:

Personal Items, Boats, Pontoons, ATV's,
Snowmobiles, Personal Watercraft and
Dry Indoor Storage
PLUS
Winterizing and Cleaning Available

UNIVERSAL SERVICES

RICK MUNDLE

1090 ELLISON LAKE RD
BARNES, WI 54873
CELL (715) 685-4475
(715) 795-2856



AUTO REPAIR, WELDING, TREE REMOVAL

LAWN AND CABIN MAINTENANCE, SNOW PLOWING
ROOF SHOVELING, SNOW REMOVAL AND MORE

REMINDER:

Please have your ads, articles or stories to the paper by the 20th of each month to ensure placement in the next month's issue.

We will try to accommodate items received after the 20th. (please note that we do have certain items that cannot be received until just before issuance and spots are reserved for these monthly entries.)

Email any items you may have to Julie (Frierhood) Sarkauskas at:
barnesnotesandnews@gmail.com or call: 715-795-2775

JULY 2018 Town of Barnes—Road Report

- Lake Road construction is completed, however, watch for any additional touch up work.
- The Highway Dept has submitted an \$18,000 proposal for Bayfield County Forestry aid.
- Submitted a proposal for \$5,000 in Bayfield County Health Department Aid.
- Pothole patching. Please call the garage and let them know where there are bad potholes.



We MISS YOU MOM & DAD

Joyce Frierhood - 7/10/33

Bill Frierhood - 7/16/26



TO: My awesome brother Bill Frierhood - 7/6

Still my brother in law - Bill Sarkauskas 7/15




HAPPY ANNIVERSARY
to my niece and nephew in law
KARI & NATE STEPP

Happy Birthday & Happy Anniversary
to anyone we may have missed

WISH SOMEONE
A HAPPY BIRTHDAY, HAPPY ANNIVERSARY, HAPPY
RETIREMENT, OR JUST A HAPPY DAY!

SUBMIT TO: barnesnotesandnews@gmail.com



Sometimes....
You just need to
sit with a friend
and say nothing
while staring at
the lake.

MYSTERY SOLVED !!!

Detail Provided By: Carol Lebreck

CONGRATULATIONS to Teresa & Gary Scharlau & Marie Hughes for successfully solving the mystery: Can You "GUESS WHO'S COMING to BARNES"? The "SPECIAL GUEST", who will arrive in Barnes in late summer or early fall, is none other than the "FAMOUS SILVER BEACH ELK"...discovered by young swimmers back in 2005 in the shallow waters in front of the Ruprecht's Silver Beach Resort on Middle Eau Claire Lake!

Clue #1: He last visited our area back in 2005. That's when the elk was discovered, after being hidden in the lake bed for 500-600 years.

Clue #2: He still has a number of relatives in the area. That's because, although elk disappeared in Wisconsin circa 1867, a small herd of about 25 were recently re-introduced into the Clam Lake area in 1995.

Clue #3: He has always been known for having rather amazing headwear. The Silver Beach Elk's "headwear" was discovered along with a significant number of bones. His antlers measure approximately 6 ft x 4 ft x 2 ft and they truly are "amazing" (see photo with Quentin Ruprecht).

Clue #4: In his younger days, he was a frequent visitor to the Middle Eau Claire Lake. Even 300 years ago, early explorers reported an abundance of elk, and historic records indicate elk were present in 72 of WI counties.

Clue #5: Although he was severely injured in a hunting accident a number of years ago, incredible efforts are being made (or have been made over the years) to help him return to Barnes. Careful study of the elk's bones have provided evidence of "kill" marks, as well as several "butchering marks".

Clue #6: It's been said that IF he finds a home in Barnes that could accommodate him, he may well become a permanent resident. Since the discovery of the elk, BAHA had hoped to have a museum which could house the elk. After the museum opened in 2016, the effort to get permission from the WI Historical Society to bring the elk's remains back to Barnes as a permanent exhibit in the museum was renewed...and permission has now been granted!

Clue #7: Although he is still considering his final plans, he has confirmed that he will arrive in Barnes sometime during the 2018 summer season. The elk's bones are being treated at UW-Milwaukee to ensure their long-term preservation and protection and final plans for the Silver Beach Elk Exhibit and "Homecoming Celebration" are underway.

"Stay Tuned...watch the Barnes Notes and News, the Barnes Museum Facebook Page, and the BAHA Website for exhibit details as they become available!!"



Quentin Ruprecht



Pictures and Detail Submitted by:
Carol Lebreck


The antlers will eventually be on display at the Barnes Museum.

Far Left:
Quentin Ruprecht holding the antlers after they were discovered on Middle Eau Claire Lake

Left: Antlers and bones as laid out for examination by the Wisconsin Historical Society.

Right:

The yardstick gives you some idea of "scale" of these bones. Information I received about the size/weight of the antlers a graduate student involved in the study. "Dr. Hudson and I were able to measure and weigh the antlers. They are 25 lbs total (15 lbs for the left antler, 10 lbs for the right antler). If they're laid out as in the picture to the right, the total span is about 6 feet by 4 feet.




MYSTERY SOLVED !! - continued from page 17

Submitted by: Carol Lebreck

Early on, as the bones were being discovered little by little, Quentin Ruprecht stored them "safely submerged in water" (maybe in a boat of some kind in his garage). After they were all found, they were transported to the UW-Milwaukee, Dept of Anthropology, in the care of Jean Hudson, who helped with the "dig" and documentation. They have been there for these past 12+ years. The bones were never stored in the hands of the WI Historical Society in Madison, however, they were technically the "property" of the State Historical Society since they were discovered in the "lake bed"...which is considered "state property".

The Barnes Museum has since been granted permission to receive the bones by the WI Historical Society and we expect have them here yet this summer or fall. My efforts and correspondence to bring back the bones and antlers has been with Jean Hudson (and one of her grad students, Rebekah, who was assisting with the research related to the elk and the indigenous people who lived at that time) and John Broihahn, the WI Historical Society State Archaeologist.



THANK A VET,
EVERYDAY

WHETHER A WAVE, A
HANDSHAKE, A HUG, OR A
SMILE...

JUST LET THEM KNOW
THAT YOU UNDERSTAND...

"IT'S BECAUSE OF THEM"



LADY LIBERTY



BARNES BOOK CLUB

On Monday, July 23 at 9:30 A.M. in the library at the Barnes Community Church we will discuss *The Lost City of the Monkey God* by Douglas Preston.

As always, WE WELCOME ALL WHO WISH TO READ AND DISCUSS BOOKS OF FICTION OR NON-FICTION. Please join us the 4th Monday of each month except December as you have the time and interest.

- Frank Shelton

THE WINDSOR

50750 Outlet Bay Road - Barnes, WI
715-795-2315

JOIN US FOR SUNDAY FUN-DAY
LAST SUNDAY OF EVERY MONTH - 3:00 p.m.
MUSIC - DRAWING - SNACKS

BEWARE OF SWIMMERS ITCH

Swimmer's itch is a rash usually caused by an allergic reaction to parasites that burrow into your skin while you're swimming or wading in warm water. This parasite lives part of its life in snails and part of its life in ducks. There are already reported cases this season.

Things you can do:

- Keep your beach area clean of snails
- When coming out of the water, dry off right away
- Change out of your swimsuit
- Use Waterproof sunscreen
- Do not feed the ducks

If you do get swimmers itch, there are topical treatments that you can pick up. (i.e., Benadryl, Cortizone, etc.)

The Barnes Area Historical Association will be moving the Pease School and the Kaufman Cabin to the new Heritage Village site behind the Museum building at Cty Hwy N and Lake Road.

Carol Lebreck adds:

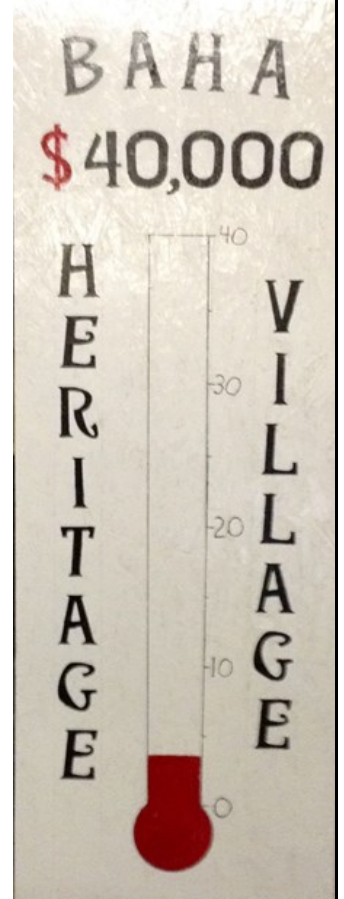
The Heritage Village Project has raised \$3,675.00 as of this writing.

The foundation slab for the Pease School is scheduled for mid-July, re-roofing planned for sometime in July, and the move to its new Heritage Village location should happen in early fall.

Thermometers Move Higher in the Summer !

Your kind donations can help us raise the mercury in ours to meet our immediate goals:

- By August 1: \$7,000
- By September 15: \$10,000



BAHA to Publish Book of MacQuarrie's Milwaukee Journal Columns

BAHA is pleased to be able to bring some of Gordon MacQuarrie's writings to new readers. Gordon MacQuarrie wrote for the Milwaukee Journal from 1936-1956, and is acknowledged as the first professional newspaper outdoor writer. He is also acknowledged as one of the best. Mac wrote about 3000 columns, under his heading of "Right Off the Reel". Most of his columns were news of the day, dog trials, season rules, conservation squabbles. But he managed to sneak in some "drivel" here and there, stories that were just plain fun to read. Many of these were in effect first drafts for stories that we know from outdoor magazines of the day. Others were found only on the Milwaukee Journal sports page, but they are equally as entertaining.

This new book "Right Off The Reel" contains 84 columns in 200 pages. There are chapters on Mister President (Al Peck), Conservationists including Aldo Leopold and Sig Olson, and of special interest to our readers, the cabin on Middle Eau Claire and hijinks with Mac's neighbors.

This book was compiled and edited by friend of BAHA Dave Evenson, and illustrated by Adam Nyhus. Keith Crowley, who wrote the biography of Gordon MacQuarrie and also collected many of the MacQuarrie items found in the BAHA Museum wrote the forward for this book. It will be a handsome book with its cover featuring a still life of some of those MacQuarrie items, photo taken by Keith Crowley.

Right Off The Reel is expected to be available in early fall. We will fill you in on its availability in further issues. *Attached (or sidebar, or however you want to say it is an excerpt from the book*

. The Weekly Report From The North Woods July 18, 1948

.....Bill MacQuarrie, my old man, celebrated his eighty-sixth birthday by re-puttying eight windows, rehangng two doors, filing one crosscut handsaw and establishing a new angleworm ranch of rich black earth lugged out of an old lake bottom in coal scuttles, one in each hand- "Now look, Gordon, you know you're not strong enough to do this." In the cool of the evening he sang in Gaelic for me: "Flora MacDonald's Lament;" "Highland Mary;" "The March of the Cameron Men," and a song about "a pretty little brown girl," which goes in Gaelic as near as I can put it down in English "a ray mi newandown voyak, - a ree mi newandown voyak, a ray mi newandown voyak, oh foss me-a koo."....

LED MESSAGING

**VFW is offering advertising on the LED messaging board
Sign can be rented by the week**



**For further in formation and rates please contact Tam Larson
715-795-2402**



MARY-MARY QUITE CONTRARY...HOW DOES YOUR GARDEN GROW ?



M & M Greenhouse

52716 Robinson Lake Road, Barnes, WI 54873
Phone: 715-795-2100 Cell: 715-816-0256

SUMMER HOURS:

Wed - Sat 10:00 a.m. to 4:00 p.m.
Sundays - Noon to 4:00 p.m.

www.mmgreenhouse.com * alston@cheqnet.net



"Your Source for
Native Plants in
Northwestern Wisconsin"



**Come check out our
selections**

FERNS ON SALE

through Sun., July 8, Maidenhair ferns, Lady, Wood,
Sensitive, and Interrupted Ferns.

All 30% off





FILMS and DISCUSSIONS

1:00 p.m. to 4:00

Barnes Community Church



A film course will be offered at Barnes Community Church to provide adult educational enrichment through films. Six sessions in the fall are scheduled late August through October. The course will meet from 1:00 p.m. to 4:00 pm every other Wednesday.

The films will provide a basis for serious discussions of contemporary societal issues in a friendly, supportive atmosphere and will be chosen to engage the viewers in ideas and issues that affect us all.

Following each showing, there will be a discussion of the film by class members. All films will be subtitled for those with hearing difficulties, and will include both domestic and foreign films which have been produced within the past 30 years.



These courses are open to anyone in the Barnes area, with no fees or tuition for the course. They are offered as a community service with the much appreciated cooperation of Barnes Community Church.

John Rusch will be leading the courses. He has been offering film courses in the Barnes area for the past 5 years, and in Hayward for the past ten years.



JULY 4TH

PANCAKE BREAKFAST



Wednesday, July 4th

8:00 a.m. – 11:00 a.m.

Adults: \$6.00 Children: \$3.00 Under 5: Free



BARNES COMMUNITY CHURCH

Located East of Hwy. 27 on Cty. Rd. N



BE A VOLUNTEER BOAT LANDING MONITOR HELP US WITH A CURRENT SHORTAGE OF VOLUNTEERS

Help us keep our lakes healthy and free of invasive aquatic plants and animals.
Help us monitor compliance with state laws for boats entering and leaving the lakes.

We staff boat landings at Upper, Middle, & Lower Eau Claire Lakes, Tomahawk & Robinson lakes, mainly on weekends and remind boaters to:

- Remove all aquatic plants from boat and trailer
- Drain lake water from boat, motor's lower end, live well
- And more

We now have advanced scheduling for your convenience and can use you any day of the week

Training Provided

The Clean Boats/Clean Waters monitoring program is covered by a DNR Clean Boats/Clean Water matching grant. 25% of paid staff hours must be matched by volunteers and we have not been able to do that this year. PLEASE help.

Would you like to serve as a volunteer boat landing monitor for a two-hour slot on a weekend or other day?

Contact:

Sally Pease (Barnes AIS Committee Clean Boats/Clean Water Boat Landing Monitor Coordinator)
Call 715-559-0614 or email: sally.pease.uec@gmail.com

UFO CRAFTERS

UFO Crafters met for the first of the June meetings on June 18th. The needle arts were well represented on this day with one knitted dish cloth in the shape of a starfish and one crocheted with the effect of ocean waves, the ongoing sweater project, embroidered dish towels, and the two charity knitting projects. Conversation was lively with the weekend's storms and flooding holding dominance. Also discussed were poison ivy and bug bite itch remedies, a relative's success at designing and selling a stamping set, the variety of charity craft projects available for participation, and local bears and the damage they cause, especially to the bird feeders.



The second meeting was held on June 25th. Crafts represented on this day were two wool felt applique projects – one a wall hanging and one a primitive style mini American flag, two charity knitting projects, the sweater project, embroidered dish towels, and two knitted dish or wash cloths. The storms and the final damage and repair results, the Red House Wool Studio store in Rice Lake which sells quality wool fabric, card stamping, local internet and phone service, upcoming 4th of July activities, yarn bowls, the Gypsy and the Frog pottery store in Spooner were high on the list of conversations. To finish off the day we reminisced a while about alma maters and summer jobs we had as kids.

During the summer we'll meet on the 3rd and 4th Mondays so the July dates are Monday, July 16th, and Monday, July 23rd. We meet at the Barnes Town Hall. The doors will be open around 1:30 P.M. Come and join us for an afternoon of crafting and conversation. All crafts are welcome, not just the needle arts. Sometimes stamping and other types of card making are represented. All sorts of painting, quilting, and beading have all made appearances. Everyone is welcome. Come and stay for the afternoon or come for just a little bit. There is no schedule and no meeting. Hope to see you in July. Have a happy and safe July 4th.



FOREST POINT RESORT & GOLF COURSE

On Lower Eau Claire Lake
13702 S. Crystal Beach Road
Gordon, WI 54838
Phone: 715-376-2322
Web Site: forestpoint.com



FREE BLOOD PRESSURE & PULSE CHECKS

Diane Rupnow, RN is at the Barnes Town Hall most Thursdays from 10:00 a.m. to 11:30 a.m. to do a free blood pressure & pulse check.



Barnes/Gordon Wednesday Night Men's League
Call Dick or Andrea at 715-376-2322 for tentative start date and additional information.

Men's Tuesday Morning Scramble

All men are invited to come and have fun golfing in this scramble. No sign up needed, just come! \$ 3.00 entry fee. Call course for more info at: 715-376-2322

- THURSDAYS -

TWO PEOPLE FOR THE PRICE OF ONE "MUST BRING THIS COUPON"

In order to qualify for the "two for one" pricing
Thank you. Forest Point Resort & Golf Club



Monday Night Couples League

Contact Sharon Hough 715-795-2320 for info

*Come and play our well kept 36 par golf course
Clubs, pull carts and riding carts available to rent*

*Full bar-Game Room-Cabins Available
Lakefront Beach w/Sandy Bottom—Playground*



THE DRUMMOND LIBRARY



Free Wi-Fi throughout the building

HOURS:

Monday: Closed
Tuesday: 10-5
Wednesday: 10-5
Thursday: 10-6
Friday: 10-5
Saturday: 9-1
Sunday: Closed



ADDRESS: 14990 Superior St, Drummond, WI 54832
PHONE: (715) 739-6290

BARNES AREA HISTORICAL ASSOCIATION - BAHA

An awesome sight to see when you drive by the Barnes Museum on Cty Hwy N and Lake Road. Jack Gribble has been working on this boat since late May, 2018. Its story is one to be told!



Unrolling the birchbark which was stored in a roll.



Jack is splitting roots, gathered from a swamp, to be used as lacing.



A construction frame is used to form the bark around. It will be removed later.



The bark is formed into shape around the frame and held in place with stakes.



The canoe is tipped up to allow for easy access.




Jack is sewing the gunwales. The bark sides are sandwiched between 2 layers of wood.



The bark has had boiling water poured on to soften it at the ends, and these wooden "clothespins" hold it in the desired shape to harden into place.



Jack Gribble has been building a birchbark canoe by hand in an early Ojibwa style. Jack has previously built 3 other birchbark canoes. When finished he will donate the resulting canoe to the museum for display. Jack began putting together the canoe in late May, having already collected materials such as spruce gum, birch bark (taken from living trees, which do survive if done correctly), roots from tamarack and black spruce, and cedar for the gunwales and other structure. He expects to finish about the second week of July. Visitors are welcomed and encouraged to stop by to observe and ask questions, most days 8:30 to 4:00 until the canoe is done.

For more information please visit our website at: www.bahamuseum.org Or follow us on Facebook 

HAVE A VERY SAFE & HAPPY 4TH OF JULY AND SUMMER SEASON

JULY REMINISCING - BARNES TOWN HALL

By: Paula Greenspan

According to "A Breath of Fresh Air", \$200 was allocated in the very first Barnes budget for building a town hall. This was the location of the first Post Office in Barnes. Since then, the town hall has been relocated, a new one built, had some small fires, repaired, expanded and changed in many ways. The town clerk used to work at a desk in the center of a small raised area, surrounded by a rail. Town offices later moved to an expansion at the rear of the building, and then to their present location in a separate building behind the older one.

The Barnes Town Hall is still the center of lots of activity as it has been for many years. These days, according to the calendar posted in the town office, it is used for town meetings and hearings, elections, and meetings of groups such as the AIS (Aquatic Invasive Species), Friends of the Eau Claire Lakes, Garden Club, and UFO Crafters. Senior meals are served there 4 days a week and a small group gathers to play cards on Thursdays.

WITC-sponsored classes are often held there on various topics, including yoga, Zumba, opera appreciation, and (upcoming) Movies as Storytelling. It's available for rental for private functions (bridal showers, family reunions, etc.) but no alcohol is permitted. Occasionally there are other public events such as a craft bazaar or historical lecture.

Diane Rupnow, RN is available there most Thursdays from 10:00 am to 11:30 am to do free blood pressure & pulse checks, as she has been doing for more than 20 years. She's also happy to check your personal blood pressure machine by comparing it to the results she gets on her equipment. I'd add that she seems to lower my pressure just with her pleasant manner.

I've interviewed a number of long-term residents and they each have their own memories from years past. One person said they remembered going to more funerals than weddings there but had been to both. Pancake breakfasts are another event that used to be held there.

Various holiday celebrations have been popular. Back in the 1940s and into the 1970's, a large Christmas party was held by the Barnes Homemakers. They decorated a big tree, provided refreshments, and Santa visited to give every child a gift of candies and fresh fruit or a popcorn ball. Julie (Frierwood) Sarkauskas remembers the Homemakers also hosted Christmas luncheons for their members. The Drummond High School select Choir would sing Christmas Carols during the luncheons. "They would call them 'Christmas Teas' when we sang".

Halloween Parties were a favorite of children from perhaps the 60s to the 90s including costume contests, games, and treats. Julie also recalls, the Drummond High School Juniors and Seniors would host Halloween Carnivals in the gym at the school in the early 70's.

Mentioning dances at the town hall brought smiles, happy memories, and interesting stories. Back in the 40s and 50s, there were regular evening dances with live music. Waltzes and polkas were favored, and Frankie Meinke remembers sitting on the benches as a child to watch. She believes they were the same benches that still grace our current building. Sandwiches and coffee were available for refreshments, but some folks made lengthy visits to their car where perhaps they sipped a little something harder. A smoking room was at the back of the hall, but teens used it to "hang out" away from the scrutiny of parental eyes.

There was always a Hunters Dance on the Saturday night of deer season which got "kind of wild." One year, two hunters had a fight about a deer which they both claimed to have shot. There was blood on the floor but the band kept on playing.

In the 1960s, school dances and movie nights were held there. Blanche Frierwood had to clean up after the kids and didn't enjoy it as they weren't very tidy. Activities were curtailed after one high spirited participant (John X) broke the outside lights.

Julie Sarkauskas told of "Sock-Hops" and "Teen Dances" in the mid-70's. "There were quite a few of us that would get a little dancing in. Back then of course, you didn't have cell phones and texting. Some of us weren't allowed to be on the phone since we just saw our friends during the school day, but a great way to catch up in the summer time. Thinking back on record players and vinyl records makes you feel young again. I hope this sparks some memories in the old gang. (Feels like looking back on the little rascals.) We had a lot to do around town, we just had to find it. We're thankful we had the Town Hall and parents that helped it happen."



The Barnes Town Hall
as it stands today

In a more wholesome topic, I heard of various religious gatherings that have been hosted by the town hall. In the 1960s, Sunday school for children was held there weekly from Easter to Christmas. A minister came from a nearby town (I variously heard Solon Springs, Poplar, and Wentworth – could have been all of those at different times), and he may have also given a short sermon before the Sunday School. At a later point, the late 60's and 70's, there was Vacation Bible School for a week or two in the summers.

In the 1970s, there were Catholic services hosted weekly at the Town Hall, summers only. In good weather, so many people came that they had to open the windows and arrange more benches outside for them.



Barnes Town Hall - (ca 1920—1922)
Bayfield County
Historical Society Collection

MUSEUM NEWS

We need your help!

The Barnes Area Historical Association has a major project beginning this year that will require a lot of effort and financial resources. We plan to establish a "Heritage Village" on the grounds of the Museum. We have the opportunity to acquire two historic buildings, the Pease School, and the Kaufman family log cabin. We intend to make these two buildings the centerpiece of a Heritage Village.

We envision that through preservation and replication, the village will be expanded with buildings and their cultural content. With exhibits and volunteers, perhaps in period costumes, BAHA will present educational programs so visitors may experience the rural simplicity of small town life in the early days of Barnes. We also want to educate children through interpretation and participation with enthusiastic retelling of the history of that time.

As more items are acquired, and through replicating fronts that resemble buildings that once stood in Barnes, we hope to have an extensive representation that will bring to life Barnes as it once was. There is ample room on the Museum property for the extended vision we have for the Village.

THE PEASE SCHOOL

The old Pease School is now located on Pease Road, and has been there since when it was moved in 1939. The one room school represented the design of schools of that period. It was originally built in the 1920s as the McNeil School located at the northern boundary of Barnes, half way between Barnes and Iron River on County Road A. It was used for teaching grades one through eight. It was named after Miles McNeil, the owner of a nearby farm. The depression of the 1930s and droughts bankrupt many farmers, and many of them moved away. Consequently, the school closed in 1937 and was vacant for two years.

Around the time the McNeil School was established, a school was started in 1924 in one of the Pease Resort cedar log cabins on the Upper Eau Claire Lake.

The resort, established in 1916 by L. D. Pease, rented the cabins during the summer months, but between Labor Day and Memorial Day the wall between its two bedrooms was removed and it became the Pease School.

Typically, five to fifteen students attended each year. Born in 1928, Dave Pease attended the school starting in 1933. Dave remembered Helen Bergen as his first grade teacher. Subsequent teachers at the school were Tracy Gullickson, Linda Wanamaki and June Hall, a Barnes native in her 20s. In 1939, the School District paid to move the McNeil school to its current location, and a "real" schoolhouse was then to become the Pease School.

The building has been donated to BAHA by the current owners, Doug & Carol Westerberg. They plan to build a new home on the property and retire to Barnes. If we had not agreed to accept their generous offer, the schoolhouse would have had to be torn down. We feel that it should be preserved and the presence on the Museum grounds would enhance our ability to provide educational events and space for additional displays. The Museum building can always use more space, and the school would help with that.

To accept the school, we obviously have to move it and have it become the first piece of our plans for the Heritage Village. We envisioned having a grouping of buildings and replicas of what buildings in Barnes looked like years ago. We would lay them out on History Street on the Museum property, which provides plenty of room.

To accomplish this task, this is where your help is important. We have established the Heritage Village Committee, tasked with the job of planning, fundraising and developing the project. There are significant costs to install a foundation, move the school, and then begin restoring it to similar to what it was like when it was an active school.

The costs to put the school on site with a slab and foundation, footings for the porch, creating access under power lines, and some outside repairs are estimated to be \$16,525.00. When on site, we would re-roof it, with the present owners generously offering to provide the shingles. We hope to get volunteer help to do that, but if we cannot, there would be an estimated cost to re-roof of approximately \$4,000.00. We will also need approximately \$6,500.00 to renovate the interior of the school and install utilities.

The timetable of the project is to begin to install the foundation or basement by August 15th, and then move the school in late September to mid-October.

The Heritage Village Project has raised \$3,145.00 as of this writing. We need to raise about \$4,355.00 more by August 1st, and the remaining \$9,025.00 needed this year by September 15th to move the building on site. The costs required for the remaining work could be raised in 2019.





MUSEUM NEWS—continued:

THE KAUFMAN FAMILY CABIN

The costs estimated to do the move and the work needed to restore the log cabin are approximately \$11,875.00. If money is available this year to do this part of the project, we would begin this as well. If not, it would become part of next year's work.

Another historic building that has been donated to us is the log cabin that the Kaufman family was raised in, dating back to the late 1800s. The building has been donated to us by the Barnes family, and is the home that Gretchen Barnes, wife of Stanley Barnes, grew up in.



PROJECT SUMMARY

So, in summary, we need your help with the funding of the total project. The Heritage Village is seeking financial help through Fundraising Events, Grants and other Charitable Foundations, but that takes time and we cannot count on any specific amount. It will take significant donations to reach the goals of the project, and much of it by this summer.

Current members of the Heritage Village Committee are; Ted Eastlund, Carol Andresen, John Amend, Carol Lebreck, Fred Barnes and Larry Bergman. We are asking you for your help with these important contributions. Obviously, large donations are needed, but any amount is welcomed and appreciated.

To recap the funding needs and timing, the targeted total for the two buildings is going to be about \$40,000.00, of which we have raised \$3,145.00 to date. So, \$4,355.00 is needed by 8/1/2018, and \$9,025.00 is needed by 9/15/2018 to move the school this year. The balance of funding can be raised over the next year. If more funds are available sooner than next year, we will accelerate the project.

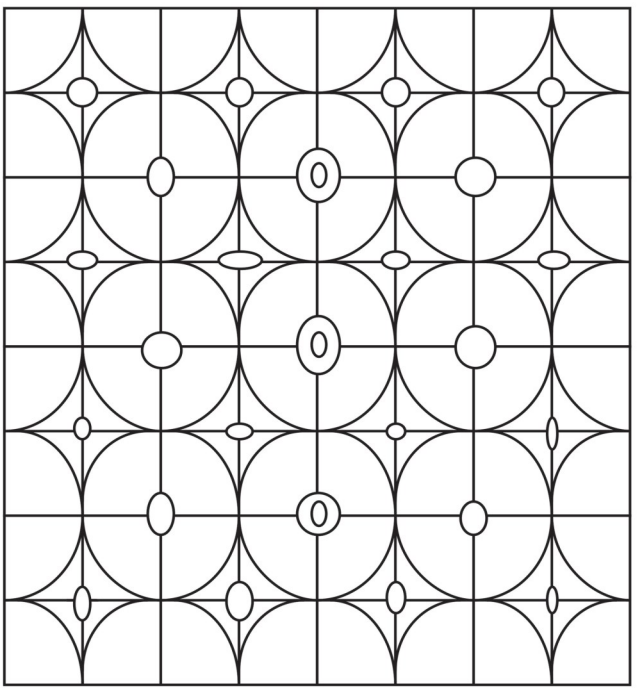
If you can help us with this important project, contact any Committee Member and they will help you. Volunteer help with the roofing and log cabin wood foundation is also welcomed and is considered a donation. We will issue a fundraising progress report every month in the News & Notes. We will also post the fundraising thermometer on the bulletin board at the Museum. Monetary donations can be mailed to BAHA, 5555 James Road, Barnes WI. 54873.

The Museum has been met with popular success since its opening in 2016, and this project will bring the preservation of the history of Barnes to a new level of displays and educational opportunity. Please consider helping BAHA. We thank you in advance!

The Heritage Village Committee



Find our Fund Raising Thermometer with current updates noted in this issue



EVEN GROWN-UPS NEED SOMETHING TO COLOR

TOWN OF BARNES TRANSFER SITE & RECYCLING CENTER
2018 HOURS OF OPERATION EFFECTIVE: APRIL 1 THROUGH NOVEMBER 1
SUMMER HOURS: Wednesday, Saturday & Sunday 8:00 a.m. to 2:00 p.m.

Bagged garbage fees: LARGE BAGS: \$ 3.00 / SMALL BAGS: \$ 2.00
 There are brush and leaf pits for these types of disposal. Brush pit now accepts stumps.
 NO HAZARDOUS DISPOSALS/ITEMS

Call the site at 715-795-2244 before bringing in large items.

SORRY—WE CANNOT ACCEPT TRASH OR RECYCLING FROM BUSINESSES

DISPOSAL FEES

- EMPTY REFRIGERATORS, FREEZERS, COMPRESSORS, DEHUMIDIFIERS \$ 20.00
- PROPANE TANKS; \$10.00
- STUFFED CHAIRS; \$10 OR \$15
- COUCHES; \$15 OR \$20
- MATTRESS/BOX SPRING-QUEEN OR KING; \$10.00 EACH
- MATTRESS/BOX SPRING-SINGLE OR DOUBLE; \$5.00 EACH
- HIDE-A-BED COUCH; \$25.00
- TIRES; \$5.00 EACH
- LARGE TIRES; TRUCK/TRACTOR-BASED ON SIZE DETERMINED BY ATTENDANT
- TV'S/ COMPUTERS, LAPTOPS; \$25.00
- MISC. FURNITURE; \$5.00
- CARPETING, PADDING, RUGS, DEPENDING ON SIZE; \$10.00 AND UP
- FLOURESCENT BULBS 8 FOOT; \$5.00 EACH
- FLOURESCENT BULBS 4 FOOT; \$2.00 EACH
- FLOURESCENT BULBS LESS THAN 4 FOOT; \$1.00 EACH
- CFL BULBS (IN DESIGNATED BOX); \$1.00 EACH
- BATTERIES; FREE
- ELECTRICAL APPLIANCES; FREE
- STOVES; FREE
- WASHER/DRYERS; FREE

**BRUSH AREA OPEN
ACROSS CTY HYW N
FROM THE TRANSFER
STATION**

Please, only "natural" brush,
branches, trees, and stumps

**PLEASE BE SURE TO
CHECK THE FIRE
DANGER BEFORE
BURNING ANYTHING.
THANK YOU !!**

RECYCLE ITEMS:

All Rinsed Plastic Bottles (No Food Residue Allowed)

- Water bottles
- Mouthwash bottles
- Beverage bottles
- Food jars
- Food containers
- Milk & water jugs
- Detergents
- Household cleaners
- Shampoo bottles
- Cooking oil
- Salad dressing
- Yogurt containers
- Margarine tubs
- Ketchup bottles
- Soap dispenser containers
- Plastic bags must be put inside one bag

Misc Items

- 8" max flower pots clean
- Aluminum, steel, tin food/beverage containers
- Clear, green, brown glass food/beverage bottles
- Newsprint, magazines, catalogs
- Corrugated cardboard

Aseptic Packaging Cartons

NON - RECYCLABLE ITEMS:

- Pizza Boxes (because of the grease)
- Paper Plates and Cups (with wax coating)
- Paper Towels
- Egg Cartons (Styrofoam)
- Kleenex
- PVC Pipe
- Over sized plastic items
- Oil Containers
- Solo Cups
- Plastic Plates
- Flower pots or trays over 8"
- Salt Tabs bags
- Top soil bags
- Window glass
- Rubber products
- Mirrors
- Fabrics
- Wood
- Drinking glasses
- Styrofoam
- LED light bulbs
- Large plastic toys
- Aerosol spray cans
- Containers that stored pain and chemicals

This list does not include all items but is a reference of what can and cannot be recycled

NAMEKAGON TRANSIT BAYFIELD COUNTY ROUTE

Bayfield County and Namekagon Transit are providing a route to serve the southern part of Bayfield County. The route originates in the Barnes area then picks up riders in Drummond and Cable, continuing into the Hayward area. Passengers will then have the ability to transfer to a "circular route" in Hayward, where they can travel from store to store or from one address to another, including the courthouse and various medical facilities. The cost for the service is \$1.00 one way and \$0.50 for seniors and persons with disabilities who have a Transit ID card. You **must** call by 1:00 p.m. the previous day to schedule a ride.

If you would like to have an application sent to you for a reduced fare or have any questions, please call Namakagon Transit toll free at (866) 295-9599 or 715-634-6633.

EVERY TUESDAY

- 9:50 Leaves the Barnes Community Center
- 10:10 Leaves the Drummond Library and Senior Housing
- 10:45 Leaves the Cable area/Rondeau Market
- 11:00 Arrive in Hayward at the Hayward Area Memorial Hospital
- 1:00 Begin return trip to Cable, Drummond and Barnes with stops as needed



MacQuarrie Canoe Tour on the Brule River



HIGHLIGHTS
Stone's Bridge
May's Rips
Rainbow Bend
Lucius Lake
Wildcat Rapids
Big Lake
Winneboujou
Landing

Join expert canoe guides to where MacQuarrie fished with Mr. President at sites described in his stories and at his own put-ins

WHEN: Sunday Aug 26, Approx 9AM-3PM

WHERE: The Brule River. Put-in at Stone's Bridge, Take-out at Winneboujou Landing

WHAT: A 4 1/2 hr narrated tour during a nine-mile downstream canoe paddle on the famous Brule. Canoes, paddles, PFDs, lunch, & transport provided.

REGISTRATION: Obtain Registration Form & Info from website: BAHAMuseum.org (CLICK ON "MacQuarrie Info"). Fee \$75

FOR MORE INFO OR REGISTRATION FORM: Contact Larry Bergman (larrygbergman@yahoo.com, 715 795 2442) or Ted Eastlund (tedeast@centurylink.net, 505 506 6401)

BROUGHT TO YOU BY: Barnes Area Historical Association. **CO-SPONSORED BY:** The Friends of the Eau Claire Lakes Area, Eau Claire Lakes Conservation Club, Washburn Chapter Ducks Unlimited, Wild Rivers Trout Unlimited



For more information please visit our website at: www.bahamuseum.org

SUMMERTIME FUN:

- Camp out. First-timers, try backyard camping.
- Camp in. Put the sleeping bags on the floor and have a family slumber party.
- Stargaze. Invite friends and make a party of it.
- Catch lightning bugs and then watch them flicker away into the night.
- Pick a bouquet of wild flowers (see how many varieties you can find, but make sure of what you grab. i.e. poison ivy, poison oak, snake berries, etc.)
- Pack a Picnic and sit in the back yard
- Toss some Horseshoes
- Roll the Bocce Balls
- Bad that Minton (Badminton)
- Golf Toss / Bean Bag Toss
- Set up the sprinkler to run through
- Grab a lawn chair and let your mind go blank (my favorite)




GENEALOGY

It is so important to have a connection with your family tree. Not only does gathering information make it easier for your children to pick up the process, it will spark something in you that you didn't realize you were looking for.

Start with your immediate family, branch to your grandparents and then just keep reaching further back.

Several websites are out there to help start your project:

Ancestry.com
Genealogy.com
My Heritage.com
FamilySearch.org



Start your Family Tree Today. Don't wait!
Your loved ones won't always be there to tell the stories and provide the information.

TRUST ME - IT'S WORTH IT !



**OUR ANCESTORS FOUGHT
FOR OUR LIBERTY AND
OUR FREEDOM, AND WON
BE GRATEFUL**

BILL'S GARAGE

**AUTO & TRUCK REPAIR
ASE CERTIFIED & INSURED**

48670 US Highway 63 - Drummond, WI
Phone: 715-739-6969

HOURS: MONDAY— FRIDAY 8-5 SATURDAY 8-12

**BATTERIES + TIRES + TIRE REPAIR + TUNE UPS
BRAKES + EXHAUST + COOLING SYSTEM FLUSHING
OIL CHANGE + LUBRICATION
COMPUTER DIAGNOSTICS + STEERING + SUSPENSION
TRANSMISSION REPAIRS**

*FOR THOSE OF YOU IN THE BARNES
AND EAU CLAIRE LAKES AREA*



**TAKE THE SHORT DRIVE TO
DRUMMOND, JUST SOUTH ON US 63**



**TALK TO BILL KOKAN
OVER 30 YEARS EXPERIENCE
CARS-VANS-LIGHT TRUCKS**

**KEEPING THE WHEELS TURNING IN SOUTHERN
BAYFIELD COUNTY**

.....ONE CAR AT A TIME

JULY SUDOKU *(Answers in this issue)*

1			5	9
9		8 6 7		
	6			3
		5	8 4 9	
	2 3			
				6
		3	4	
	7		8	
4		2		5

***** **WARNING** *****

From the Sheriff's Department

To everyone using the lakes whether boating , fishing, or swimming. Please us caution. With the recent storms and the water rise there are boats missing and submerged as well as docks missing and in the water. To prevent boat damage and injuries, we advise boating at slow speed until the water recedes to normal levels. **THANK YOU**

Medicare 101

Beginning in January 2018, the Bayfield County Elder Benefits Specialist, Sheila Mack, will be providing "Medicare 101" presentations once per month, January through September, throughout Bayfield County. These presentations will introduce you to the basics of Medicare and give you the information you need to know before making any decisions about whether you want to enroll in all parts of Medicare at age 65, some parts of Medicare, or none of them; and the possible consequences of not enrolling when you are first eligible to enroll. You will also learn about the three types of insurance that supplement Medicare because Medicare only pays 80% of hospital and medical costs, and the need for creditable prescription drug coverage either through Medicare Part D or Wisconsin Senior Care.

If you will be turning 65 this year, attending one of these trainings is strongly encouraged. The time available for the Elder Benefit Specialist to work with you in the office is becoming more and more limited due to the increase in assistance being requested. To provide prompt and efficient service to as many clients as possible, this presentation will provide basic information on Medicare in a group setting rather than one on one in the Elder Benefit Specialist office. This training will give you enough information to understand your options and be ready to make decisions when it is time to do so.

Below is a list of the dates and towns/cities that Medicare 101 presentations will be offered. All presentations will start at 6:00 pm and last up to 2 hours, depending upon the information reviewed and questions asked by those attending the presentation. If you plan to attend, please register by the day before the presentation is held, by calling **Karen Bodin at 715-373-6144, ext.115**. Registration is necessary to prepare enough materials for everyone who attends.

- **July 10**, at the Washburn Public Library in Washburn, WI
- **August 14**, at the Iron River Community Center in Iron River, WI
- **September 11**, at the Drummond Public Library in Drummond, WI

Medicare
Vitamin D
Brain Wellness Check
Seasonal Affective Disorder
And more...

Sponsored by: UW Extension
University of Wisconsin
Bayfield County
County Administration Building
117 E. 5th Street
Washburn, WI 54891
Phone: 715-373-6104
Fax: 715-373-6304
Office Hours:
8:00 a.m. - 4:00 p.m.
Monday through Friday

Website:
<http://bayfield.uwex.edu/>

ADRC

Hours of Operation:
8:00 - 4:00 Monday through Friday
Phone: 1-866-663-3607

Visit the ADRC office:
117 E. 5th Street
Washburn, WI 54891
Appointments are not necessary,
but are helpful.
Website: www.adrc-n-wi.org



THANK YOU FOR "GOING GREEN"

Thanks for your support in our efforts to save on paper and costs. You can now get your PDF copy on the Town of Barnes Website

Email: barnesnotesandnews@gmail.com



Medication Drop boxes in Bayfield County

Sara Wartman, BSN, RN Director/Health Officer
Bayfield County Health Department

With support from the Security Health Plan grant and other local funding sources, Bayfield County Health Department has installed three medication drop boxes and three sharps containers throughout the county. The medication drop boxes are located at the Bayfield County Sheriff's Department, Bayfield City Hall and the Iron River community Center. You can now dispose of old or expired medications at these locations.

Accepted Items: Prescription medications, control and non-controlled medications; over the counter medications; medication samples; vitamins; medicated ointments or lotions; inhaler.

3 Sharps Boxes are also stationed in the area. Contact Bayfield County for locations.

Never too early for the Packer Schedule

GREEN BAY PACKERS

24/7 sports

2018 SCHEDULE

WEEK 1	SEPT. 9	VS. BEARS
WEEK 2	SEPT. 16	VS. VIKINGS
WEEK 3	SEPT. 23	@ REDSKINS
WEEK 4	SEPT. 30	VS. BILLS
WEEK 5	OCT. 7	@ LIONS
WEEK 6	OCT. 15	VS. 49ERS
WEEK 7		BYE
WEEK 8	OCT. 28	@ RAMS
WEEK 9	NOV. 4	@ PATRIOTS
WEEK 10	NOV. 11	VS. DOLPHINS
WEEK 11	NOV. 15	@ SEAHAWKS
WEEK 12	NOV. 25	@ VIKINGS
WEEK 13	DEC. 2	VS. CARDINALS
WEEK 14	DEC. 9	VS. FALCONS
WEEK 15	DEC. 16	@ BEARS
WEEK 16	DEC. 23	@ JETS
WEEK 17	DEC. 30	VS. LIONS

PICK YOUR OWN BERRIES

CHECK OUT LOCAL FARMS at:

Bayfield Chamber of Commerce: # 715-779-3335 or
www.bayfield.org



**There are many "Pick your Own" farms
in the Northern Wisconsin area.**

Apple Hill Orchard # 715-779-5425
Bayfield Apple Company # 715-779-5700 (mid July - Tart Cherries)
Blue Vista Farm # 715-779-5400 (mid July - August - Raspberries)
North Wind Organic Farm # 715-779-3254




**M&M'S Y-GO-BY
BAR-GRILL-CAMPGROUND**
Your hosts Mark and Marilyn Yule
email: marilynule@yahoo.com

**OUR FAMOUS FRIDAY NIGHT FISH FRY
BROASTED CHICKEN
LP GAS EXCHANGE * ATM * ICE
ON/OFF SALE
CONVENIENTLY LOCATED ON
ATV/SNOWMOBILE TRAIL # 17 TO DOOR**

Meat Raffle first Sat of the month—3:00 p.m.
13889 S. County Rd Y—Gordon, WI 54838
Phone: 715-376-2333

Kitchen Hours:
Tuesday, Wednesday & Thursday Noon to 8:00 p.m.
Friday & Saturday Noon to 9:00 p.m.

CLOSED SUNDAY and MONDAY



Deer Grove Resort

On Upper Eau Claire Lake
Jeff and Maureen Fullington
Owners

3225 Deer Grove Road
Barnes, Wisconsin 54873

715-795-2526
715-235-9741

Email: info@deergroveresort.com
Website: deergroveresort.com

**Del Jerome
DBA Jerome Excavating, LLC**

Small loads of gravel, topsoil & rock
Stump Removal
Mini Excavator, Skid-steer, Small Dump Truck

715-739-6245 or 715-580-0216
9185 Cty Hwy N
Drummond, WI 54832

Email: deljerome@cheqnet.net

**FREE ESTIMATES
BONDED & INSURED**



R-C's DeCoy

53025 State Hwy 27, Barnes WI
715-795-2556



**HAPPY 4TH OF JULY
JOIN US FOR A FUN TIME !!**



MUSIC

Friday, July 6th & Saturday, July 7th
9:00 p.m.



We look forward to seeing you!!!

CABIN & LAWN CARE SERVICE

Dependable & Responsible Care of Your Property
Complete Year Round Service
Docks In and Out



Leslie J. Chandler
Caretaker

Phone: 218-591-0942
Home Phone: 715-376-2338

Offering the following services -

at reasonable rates:

- Lawnmowing * Dock Entry & Removal
- Tree Service * Firewood
- Landscaping * Garage Cleaning
- Raking * Light Carpentry * Snowplowing

**14538 S. Lidberg Bridge Road
Gordon, WI 54838
email: ljchandler58@gmail.com**



**Justin
Christenson**
General Contractor

**CHRISTENSON
CONSTRUCTION**

NEW HOMES • REMODELING • ROOFING • SIDING • DECKS
FULLY INSURED • LICENSE #1163070

(715) 580-0367 • jchristensonconstruction@gmail.com
www.jchristensonconstruction.com


JULY PUZZLERS

Across

1. Start for a Moore poem
5. Recording label for Crosby
10. Bait and switch is one
14. What things may grind to
15. Some nobles
16. "Not so fast!"
17. State positively
18. Container for oil or vinegar
19. Isn't the wrong way
20. Where is Paris?
23. Shake, as a finger
24. Armored vehicle
25. Leaf in many sculptures
28. Indelicately
31. Naja haje
34. Unlearned
36. Mozart's Trojan princess
37. Where is Florence?
41. Doughnut-shaped surfaces
42. Sower's source?
43. Costa del ____
44. Course or route
47. Carbohydrate suffix
48. Prefix for cast
49. St. closest to the Bahamas
51. Where is Waterloo?
58. Ferber or O'Brien
59. City of a famed shroud
60. Part of a large plot?
61. Chow follower
62. Recital piece, perhaps
63. Backpacker's quarters, perhaps
64. Told all to an interrogator
65. Like covered stadiums
66. Latin being


Down

1. Word with fancy or imagine
2. Acknowledge your fans
3. First name in game show hosts
4. Feeding tube?
5. 0.3527 ounce avoirdupois
6. Reap
7. Grunge
8. Chin indentations
9. Emanating from stars
10. Posh
11. Stylish
12. Top-drawer
13. Word with door or floor
21. Certain vertebrae



Down Continued:

22. Word with takers or time
25. Authoritative decrees
26. Hemispherical home
27. Tree trunk knot
29. Santa ____, Calif.
30. Hide the booty
31. Fortress in San Antonio
32. Paul's prison mate
33. Late golfer Stewart
35. Shogun's sash
36. Start of Mr. Rogers' song
38. Just put on the market
39. Overwhelmed with noise
40. Pastoral poem
44. Fairy-tale veggie
45. Winged
46. Like a musical note held to its full time value
48. Nasal accent
50. Striped stone
51. Brainstorming session result
52. Getting ____ years
53. Starr-struck object?
54. ____ one's time
55. Clinches, as a victory
56. Large vases
57. Dole (with "out")
58. Abbr. on an ambulance



2018 Gordon MacQuarrie Pilgrimage & Tour

Friday Evening, August 24 to Saturday Evening August 25. Barnes, Wisconsin
Relive MacQuarrie's Tales of the Old Duck Hunters Association

Guided Tour of lake sites that served as settings for MacQuarrie Stories

Walk in MacQuarrie's footsteps

Private tour of the Museum's MacQuarrie Exhibit

See his typewriter containing a "just-started" original manuscript, his pipe, decoys, boat, reels etc.

Hear experts talk about MacQuarrie and his stories

Meet locals who knew MacQuarrie or whose parents did. *Hear their stories.*

Friday, August 24, 2018

- 300PM to 600PM. Registration
- 500PM Welcome, Orientation, Reception, Buffet,
- 600PM Private Tour of MacQuarrie Exhibit at Nearby Barnes Area Historical Museum

Saturday, August 25, 2018

- 745AM: Registration & Continental Breakfast. Tour the lake where MacQuarrie's cabin, the headquarters of the Old Duck Hunters Association still stands. Visit nearby settings of MacQuarrie's stories. Walk in MacQuarrie's footsteps
- Lunch: Discussion
- 600PM. Dinner:
 - Round table discussion of MacQuarrie & stories, including
 - Pioneers, John Case & Dale Arenz whose initiative prompted the publishing of the Gordon MacQuarrie Stories by Zach Taylor
 - Dave Evenson, editor of a new MacQuarrie collection to be published in 2018
 - Hear stories from local old-timers who personally or their parents knew MacQuarrie
 - Discussion of experiences during the tour

Sunday August 26. 10am-3pm OPTIONAL Add-on MacQuarrie Canoe Tour on the Brule River (*See Separate registration form. Maximum participants will be 10*)

For Registration Form, Lodging Info: obtain from website: BAHAMuseum.org (CLICK ON "EVENTS")

For more information: contact Larry Bergman: larrybergman@cheqnet.net, (715 795 2442) or Ted Eastlund: tedeast@centurylink.net (505-506-6401)

Presented by the Barnes Area Historical Association. Co-sponsored by Friends of the Eau Claire Lakes Area, The Conservation Club, Washburn Chapter Ducks Unlimited, Wild Rivers Chapter Trout Unlimited



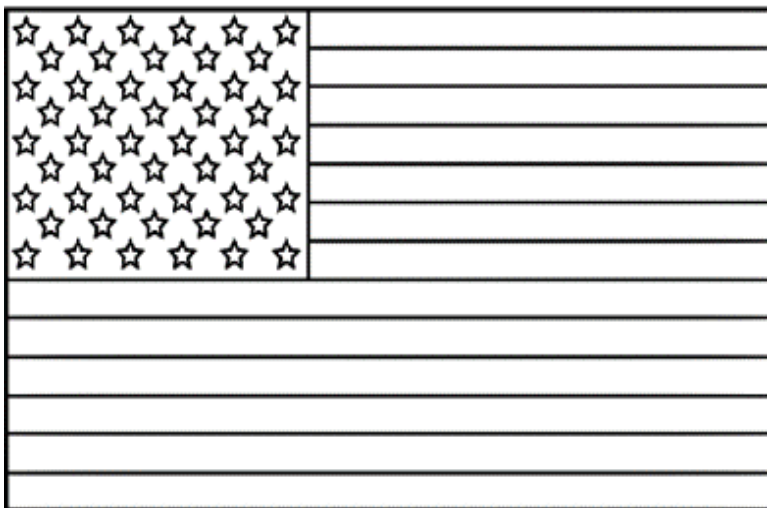

For more information please visit our website at: www.bahamuseum.org
Or follow us on Facebook




INDEPENDENCE DAY COLORING



THE EAGLE WAS RECOGNIZED AS THE NATIONAL BIRD IN 1788
THE EAGLE STANDS FOR...
"COURAGE, STRENGTH AND FREEDOM"



THE AMERICAN FLAG



STATUE OF LIBERTY
She's not just a statue



1776
SIGNING OF THE
DECLARATION OF INDEPENDENCE

PUZZLES, FUN AND CHALLENGE

1	8	2	3	4	5	7	9	6
9	3	4	8	6	7	5	1	2
5	6	7	9	1	2	8	3	4
6	1	5	7	8	4	9	2	3
8	2	3	5	9	6	1	4	7
7	4	9	1	2	3	6	8	5
2	5	8	6	3	9	4	7	1
3	7	1	4	5	8	2	6	9
4	9	6	2	7	1	3	5	8

JULY SUDOKU ANSWERS

T	W	A	S		D	E	C	C	A		S	C	A	M	
H	A	L	T		E	A	R	L	S		W	H	O	A	
A	V	E	R		C	R	U	E	T		A	I	N	T	
T	E	X	A	S	A	N	D	F	R	A	N	C	E		
			W	A	G				T	A	N	K			
F	I	G		C	R	A	S	S	L	Y		A	S	P	
I	G	N	O	R	A	N	T					I	L	I	A
A	L	A	B	A	M	A	A	N	D	I	T	A	L	Y	
T	O	R	I				S	E	E	D	S	M	A	N	
S	O	L		P	A	T	H	W	A	Y		O	S	E	
			T	E	L	E			F	L	A				
	I	O	W	A	A	N	D	B	E	L	G	I	U	M	
E	D	N	A			T	U	R	I	N		A	C	R	E
M	E	I	N			E	T	U	D	E		T	E	N	T
S	A	N	G			D	O	M	E	D		E	S	S	E

JULY CROSSWORD ANSWERS

I pledge allegiance to the flag
Of the United States of America
And to the republic, for which it stands.
One nation, under God, indivisible,
With liberty and justice for all.

BAHA NEEDS YOUR RECIPES

If you've got recipes which are special to your family or that you received from a family in Barnes, BAHA wants to include them in a cookbook. Please include any anecdotes or stories about when that food was eaten, the person who usually cooked it, or anything else interesting about the recipe.

PLEASE EMAIL THEM TO:

lupeet101343@gmail.com or call 715-795-2145 to get her mailing address.

PLEASE SUPPORT THE BAHÁ COOKBOOK AND SEND IN YOUR RECIPES. WE WELCOME ANY FAMILY FAVORITES FOR WILD GAME AS WELL!



NOTICE **PUBLIC HEARING**

STATE OF WISCONSIN
Town of Barnes
Bayfield County

In accordance with Wis. Stats. Sec. 30.77 a public hearing for the Town of Barnes on the issue of repealing Chapter 8, Section 8-4 of the Town of Barnes Ordinances will occur as follows:

**PUBLIC HEARING shall be held on
TUESDAY, JULY 31, 2018 at 2:00pm
in the BARNES TOWN HALL.**

This Notice is made in accordance with Wis. Stat. Sec. 30.77 and shall be published by a class 1 notice under Wis. Stats. Chap. 985.

Judy Bourassa, Clerk-Treasurer
Phone 715-795-2782 Email: clerk@barnes-wi.com

Posted at: Barnes Town Hall, Jim's Bait, Chippewa Valley Bank and www.barnes-wi.com



**PLEASE REMEMBER
THE CURRENT ORDINANCE
IS STILL IN EFFECT**

GOOD EATS - RECIPES

CREAMY BLT DIP

From: <https://centslessdeals.com/creamy-blt-dip-recipe>

Ingredients:

2 packages 8 oz cream cheese room temp
1 cup sour cream
1 tsp garlic powder
1 lb bacon cooked, crumbled, divided
1 cup shredded mozzarella
1/2 cup shredded parmesan cheese
2 large tomatoes diced
1 cup chopped lettuce
crackers for serving this is great with club crackers, bread, or even pita chips!



Directions:

- Preheat oven to 400 degrees.
- Using a mixer, combine cream cheese, garlic powder and sour cream. Add in 1/3 cup crumbled bacon, shredded mozzarella, and shredded parmesan.
- Spread in the bottom of a 2 quart baking dish (or an 8x8 pan).
- Bake at 400 degrees for 30 minutes or until lightly browned and bubbly on the edges.
- Remove from the oven and top with remaining crumbled bacon, diced tomatoes, and lettuce.
- Serve warm with crackers or bread.

STICKY HONEY GARLIC BUTTER SHRIMP

From: therecipecritic.com/sticky-honey-garlic-butter-shrimp

Ingredients:

1/2 cup honey
1/4 cup soy sauce
3 cloves garlic, minced
juice of one small lemon
1 lb large shrimp, peeled & deveined
2 Tbsp butter
green onions, for garnish



Directions:

In a small bowl whisk honey, soy sauce, garlic and lemon. Add half of the sauce to the shrimp and let marinate for 30 minutes.

In a medium sized skillet at the butter. Add the shrimp and discard marinade. Season with salt and pepper. Turn the heat to medium high. Cook until the shrimp turns pink about 2 minutes each side. Add the reserved marinade and pour over shrimp. Cook until the sauce starts to thicken and coats the shrimp.

** Garnish with green onions

CHEESY GARLIC ROASTED ASPARAGUS

From: Posted on Facebook

Ingredients

1 pound asparagus spears, woody ends removed
3 Tbsp olive oil
1 Tbsp minced garlic (or 4 cloves garlic, minced)
3/4 tsp Kosher salt
1/4 tsp fresh cracked black pepper
1 1/4 cup shredded mozzarella cheese



Directions:

- Preheat oven to 425 degrees
- Lightly grease a baking sheet with nonstick cooking oil spray.
- Arrange asparagus on baking sheet. Set aside.
- In a small bowl mix together olive oil, garlic, salt and pepper.
- Drizzle the oil mixture over the asparagus and toss to evenly coat.
- Bake for 10-15 minutes until vibrant and just beginning to get tender.
- Remove from oven and top with the mozzarella cheese. Return to oven and broil (or grill) until the cheese melts and becomes golden (about 4-5 minutes).
- Adjust salt and pepper, if needed. Serve immediately.

RHUBARB DUMP CAKE

From: Internet Recipes

Ingredients:

1 lb rhubarb, cut into 1/4 inch pieces
1 cup white sugar
1 strawberry Jell-O mix
1 Crème cake mix
1 cup water
1/4 cup butter - melted



Directions:

1. Preheat oven to 350 degrees. Grease a 9x13 baking dish
2. Spread rhubarb evenly in the bottom of the baking dish.
3. Sprinkle the sugar over the rhubarb, followed by the Jell-O and finally the Crème cake mix.
4. Pour the water and melted butter over the top. DO NOT MIX
5. Bake 45 minutes or until the rhubarb is tender.

Serve with ice cream or cool whip (fresh whipped topping is the best)

BROWNE PINEAPPLE SLICES

From: the Cookbook of the Stars

Melt 2 Tbsp butter; add 1 Tbsp sugar and heat until sugar is completely melted. Drain pineapple slices and saute in butter and sugar mixture until slightly brown.

** Increase butter if necessary

BAKED PEACHES

From: the Cookbook of the Stars—Ronald Reagans favorite

Pare 6 large peaches, cut in half and remove stones. Fill centers with a mixture of sugar and a dash of nutmeg. Then dot with butter and sprinkle with lemon juice. Bake in a moderate oven about 20 minutes. Serve with cream.

Approximate Yield: 6 portions

GOOD EATS - RECIPES

MOZZARELLA STUFFED MEATLOAF

From: thestayathomechef.com/mozzarella-stuffed-meatloaf

Ingredients:

- 1 pound ground beef (85%)
- 1 cup bread crumbs
- 1 tsp dried basil
- 1 tsp dried oregano
- 1 tsp dried parsley
- 1 tsp salt
- ½ tsp black pepper
- ½ cup milk
- 2 TB worcestershire sauce
- 8 oz fresh mozzarella, sliced
- 1 cup ketchup
- ¼ cup brown sugar, tightly packed
- 1 TB worcestershire sauce
- 1 TB red wine vinegar
- 2 cloves garlic, crushed
- ⅛ tsp salt
- pinch cayenne pepper



Directions:

- Preheat oven to 350 degrees. Lightly grease a glass baking pan (9x13) with nonstick cooking spray.
- In a large mixing bowl combine ground beef, bread crumbs, basil, oregano, parsley, salt, pepper, milk, and Worcestershire sauce.
- Knead until combined.
- Divide meat in half. Shape one half of the meat into the bottom half of the loaf and place in prepared pan. Place mozzarella slices down the center, leaving ½ inch around the ends and sides.
- Shape remaining half of meat as the top half of the loaf, sealing the edges.
- This is a free-form loaf so it doesn't need to be perfect.
- In a small mixing bowl whisk together ketchup, brown sugar, Worcestershire sauce, red wine vinegar, garlic, salt, and cayenne pepper.
- Pour half of this mixture over the meatloaf, reserving the remaining half for later.
- Bake in the preheated oven for 45 minutes.
- After 45 minutes, remove from oven and pour the remaining sauce over the loaf. Increase temperature to 400 degrees and bake for an additional 15 minutes.
- Let rest 5 to 10 minutes before serving.

HOBO DINNER FOIL PACKETS

From:

spendwithpennies.com/hobo-dinner-packs-hamburger-potato

Ingredients:

- 1 lb lean ground beef
- 1 package dry onion soup mix
- 4 small potatoes peeled and sliced
- 2 cups carrots chopped
- 1 large or 2 small onions, sliced
- 2 tablespoons olive oil
- 1 teaspoon garlic powder
- salt & pepper to taste
- 1 can condensed mushroom soup



Directions:

- Preheat oven to 375 degrees F.
- Combine ground beef and dry soup mix in a bowl.
- Form into four patties and set aside.
- In a large bowl combine all remaining ingredients except mushroom soup. Toss until well mixed.
- Spray a 12"x18" piece of foil with non-stick spray and place 1/4 of the vegetable mixture in the center of the foil. Top with 1 beef patty. Add 2 tablespoons of condensed mushroom soup on top of each patty.
- Seal foil packets well. Place beef side up on a large baking sheet and bake 35-45 minutes or until potatoes and carrots are tender.

RECIPE NOTES

These foil packs can also be grilled at medium heat for about 45 minutes or until potatoes are tender and ground beef reaches 160 degrees.

BERRY PIE COMBINATIONS TO PLAY AROUND WITH THIS SUMMER

STRAWBERRY - RHUBARB

BLUEBERRY - RASPBERRY

PEACH - RAISIN

**MAKE SOME GOOD OLD FASHIONED PIE CRUST
OR, STORE BOUGHT PIE CRUSTS ARE GREAT IF
YOU DON'T HAVE TIME .**

PIE CRUST

3/4 cup shortening (Crisco)
2 cups flour

½ tsp salt
6 Tbsp cold water

APPLE CHART

APPLE SEASON IS COMING

Name of Apple

Cortland
Rome Beauty
Delicious
McIntosh
Johnathan



Season

January
December to April
October to February
September to January
October to December



Use

Baking / Salads
Baking
Eating
Eating or cooking/baking (Great for Applesauce)
All purpose



GOOD EATS - RECIPES

GRILLED GARLIC CAULIFLOWER STEAKS

From: White on Rice Couple.com/recipes/grilled-cauliflower-steaks

PREP TIME: 15 MINUTES / COOK TIME: 10 MINUTES
SERVINGS: 4 SERVINGS / CALORIES: 231 KCAL

When slicing the head of cauliflower, try to have as much stem included as possible. The stem is what holds the cauliflower into "steaks" or one large slice. You'll definitely have some random small broken pieces, but hopefully you'll have at least 2 slices that are whole "steaks".

Grill Baskets - Some days we just don't want to bother with carefully managing every single chunk of cauliflower. Throw them all into a grill basket and grill from there.

Ingredients:

1 medium head of cauliflower, sliced about 1/2" thick
1/4 cup oil
4 cloves garlic, minced
2 Tbls Worcestershire or soy sauce
1/2 tsp dried thyme (or herbs of choice)
1/2 tsp lemon pepper seasoning
1/2 tsp chili powder
1/2 tsp onion powder
kosher salt, to taste
black pepper, to taste
1/2 cup cheese (feta, cotija, parmesan, cheddar)
2 Tbsp minced parsley or cilantro



Directions:

- Pre-heat grill to medium-high to high heat. Scrape the grill grates to make sure they are clean.
- In bowl, combine oil, garlic, Worcestershire or soy sauce, dried herbs, lemon pepper seasoning, chili powder, and onion powder.
- Whisk ingredients together. Brush the marinade on both all sides of the cauliflower slices. Sprinkle salt and pepper to top of steaks to taste.
- Gently place marinated cauliflower steaks on grill. Cook the steaks for about 2-4 minutes each side, or until nicely charred with crispy edges. Be gentle in flipping the cauliflower to try to keep them as a whole large slice.
- Lay steaks on platter and sprinkle with cheese while the cauliflower is still hot so cheese can melt. Sprinkle with parsley or cilantro and enjoy!

SHERBET PUNCH

From: www.mamalovesfood.com/sherbet-punch/

Ingredients:

1/2 gallon orange sherbet
16 ounces whole frozen strawberries
16 ounces frozen sliced peaches
64 ounces white grape juice
2 liters ginger ale
Optional: vodka to taste



Directions:

Add ingredients to a large punch bowl in the order listed above.
Stir and break up the sherbet a bit with a large spoon.
Enjoy!

MANDARIN PASTA SPINACH SALAD WITH TERIYAKI DRESSING:

From:

Ingredients:

8 ounces bowtie pasta noodles
4 cups spinach leaves
1/2 cup raisins
1/3 cup cashews or Diamond of California Pine Nuts
1 4-ounce can mandarin oranges, drained
1/4 cup cilantro leaves, roughly chopped



Dressing:


1/3 cup teriyaki sauce (the thicker, the better!)
1/3 cup rice wine vinegar (may sub apple cider vinegar)
1/2 teaspoon garlic powder
1/2 teaspoon onion powder
1/4 teaspoon salt
1/4 teaspoon black pepper
1 tablespoon sugar
1/2 cup oil (such as vegetable oil, canola oil, olive oil)

Directions:

- Cook pasta according to package instructions, drain and rinse with cold water. Set aside.
- While pasta is boiling, prepare the dressing. In a jar combine all dressing ingredients. Cover and shake to combine. Chill until ready to use.
- In a large bowl toss together pasta, spinach, raisins, nuts, mandarin oranges, and cilantro. Just before serving pour dressing over salad, toss, and serve.

Note: If possible, opt for a thicker teriyaki sauce such as Kikkoman.

♥ PICNIC



A NOTE FOR THE COOKBOOK

We'd love to share your favorite recipes, cooking or baking stories, or any tips you may have.

Please submit to Julie Sarkauskas at:

barnesnotesandnews@gmail.com
or call 715-795-2775

SEND YOUR RECIPES TO BAHA

CONTACT LU PEET

Jim's BAIT

EAU CLAIRE LAKES
BARNES, WISCONSIN

Jim's Bait & Convenience Store

Open 7 a.m. Daily
Corner of Hwy 27 and Lake Road
Barnes, WI

Phone: 715-795-3150
Find Us on FB at "Jim's Bait of Barnes,
Wisconsin"

ONE-STOP SHOPPING!

GROCERIES AND
PAPER GOODS
REGULAR &



Non-Ethanol Gas



LIVE BAIT

FISHING / HUNTING LICENSES * FISHING SUPPLIES & SPORTING GOODS
LIQUOR / WINE / BEER / ICE * 20 LB. LP FILLS
BAYFIELD COUNTY PLAT BOOKS
BACON, PEPPER STICKS & BRATS FROM JIM'S MEAT MARKET
(IRON RIVER, WI)
DEER CORN * RUG DOCTOR

Eau Claire Lakes Picture Frames & Wine Glasses
Local Area Souvenirs
Leanin' Tree Cards For All Occasions
Schmelke Pool Cues



WELCOME FISHERMAN

"BARNES - A BREATH OF FRESH AIR"
NOW AVAILABLE

CHECK OUT OUR CLOTHING SECTION

**ALWAYS CHECK WITH THE DNR / TOWN
OFFICE FOR LOCAL FIRE HAZARD STATUS**



BACK AT
DARK-THIRTY

FOR FISHING & HUNTING REGULATION
QUESTIONS - PLEASE CONTACT:

DNR Call Center Toll Free 1-888-DNR INFO
(1-888-936-7463) / Local: (608) 266-2621
7 days a week - 7:00 a.m. to 10:00 p.m.



PLEASE VISIT LOCAL
ESTABLISHMENTS FOR CURRENT STATE RULES
& REGULATION PAMPHLETS

CHECK ONLINE at:

dnr.wi.gov or gowild.wi.gov



EAU CLAIRE LAKES CHAIN -

- Robinson Lake to Birch Lake.** Navigable by canoes, kayaks, and most pontoons or speedboats. No bridges to go under.
- Birch Lake to Upper Eau Claire.** Navigable by canoes, kayaks, and most pontoons or speedboats. Bridge at Lake Road, just before entering Upper Eau Claire.
- Bony Lake to Middle Eau Claire.** Navigable by canoes, kayaks, and medium-sized fishing boats or speedboats. Bridge at Highway 27.
- Middle Eau Claire to Lower Eau Claire.** This connection includes a lock and dam that can handle canoes, kayaks, and small fishing boats. Paddlers may find it quicker to just portage up and over South Shore road. Above this point, the river is navigable by canoes, kayaks, and most pontoons or speedboats—pretty much anything that can get under the bridge at River Road.
- *Upper Eau Claire to Middle Eau Claire.** This narrow, rocky passage gets an asterisk because it's only navigable by canoe or kayak. Even then, it's most feasible as a one-way downstream trip. Begins at outlet dam; portage is on private land.

Notes: Sweet Lake, Schuenberg Lake and Smith Lake are all accessible from Upper Eau Claire. You can Canoe or kayak for get into Sweet Lake, or possibly portage a boat through the narrow channel.

