

BARNES NOTES AND NEWS

Volume 2, Issue 4

Free

The **BARNES NOTES & NEWS** is your source of our area's community events and happenings, obituaries and other items of interest. We continue to welcome you to place your ads, submit events or articles, and stories. Please contact the owner/editor: **Julie (Friermood) Sarkauskas** at barnesnotesandnews@gmail.com or call 715-795-2775.

Find our link on the Town of Barnes Website !!! Visit: Barnes-wi.com / Community / Barnes Notes and News



And so, summer strolls along. We've had a lot of hot humid days and a lot of rain (even though you wouldn't know it by how dry it's become.) Being in sand country will do that. The berries have been plentiful. Choke-cherries, black-cherries and pin-cherries ripen this time of year so hoping to get some jelly made. Mom and I would make dozens of jars of jelly when I first moved back here but then between the bears and road crews, many trees were lost. Good to see we have some recouping. Keep your eyes open for Black-berries, they are really starting to come out.

Even though the weather tried to put a damper on the 4th of July, it was quite successful. The F-16's unfortunately had to turn back 7 miles out of town, but to our surprise and wonder, they made their passes that afternoon around 4:30. What an honor to have seen them and that they made efforts of that magnitude to give us our "Freedom Wave." We can never thank these pilots enough for their loyalty, sacrifice and bravery. I never feel safer than when I see them in the air. I'd like to once again thank Steve Vanderburg for his efforts in getting the fly-over set up.

The Men's Softball tourney has made it's way back to our little town and will take place on August 18th and 19th at the Barnes VFW. Thanks so much to those of you who worked so hard in getting teams and putting it all together. Sadly, the Lions Club Women's Tourney originally scheduled for August 11th & 12th has been cancelled due to lack of teams.

Seems like just after the 4th of July, you start thinking about school shopping. We all know our parents were right when they said "the older you get the faster the time goes." Well I had no idea it would go THIS fast. Lordy, it seems impossible to think we only have another month of summer. The veggie garden hasn't had a chance to recuperate from the June rains yet. Weeds took over like wild-fire. To those of you who lost your gardens in the rains, we are so very sorry. So much work and effort to get them going and thriving in such a short growing season, only to have mother nature over water. With that, we then get weeks of heat, sun and dryness which didn't help our gardens recuperate. The good news is, we're hanging in there and we still have some summer left to enjoy family, friends and fun. Spend time together, you'll never get it back.

MAY GOD BLESS AND KEEP YOU - Julie Sarkauskas

Included in this issue:

- Advertisements
- Thank yous, Birthdays and Anniversaries
- BAHA
- Barnes Food Shelf
- Calendar of Events
- Church News & Events
- Barnes Book Club
- Local News & Events
- Good Eats/Recipes
- Obituaries
- Puzzles
- Red Hat Ladies
- "Reminiscing"
- Senior Meals
- Town of Barnes
 - Office Hours
 - Town Board
- Transfer Site
- UFO Crafters

IT'S FOOTBALL TIME AGAIN!!!!!!!!!!!!

Green Bay Packers—Preseason



Thursday Aug 9 vs. Tennessee at 8 PM
 Thursday Aug 16 vs. Pittsburgh at 8 PM
 Friday Aug 24 @ Oakland at 10:30 PM
 Thursday Aug 30 @ Kansas City at 8:30 PM



THANK A VETERAN EVERYDAY...

WHETHER WITH A WAVE, A HANDSHAKE, A HUG, OR A SMILE...

JUST LET THEM KNOW YOU UNDERSTAND...

"IT'S BECAUSE OF THEM"

CANCELLED

MEN'S SOFTBALL TOURNAMENT



AUGUST 18TH & 19TH
Barnes, WI

CHICKEN BBQ IS STILL ON!!!! →
BARNES VFW POST 8329

BARNES VFW POST 8329

B-B-Q CHICKEN FEED

Corn on the Cob
August 18, 2018
12 noon-4pm

Bar opens at 11am



Hotdogs & brats also available



Meat Raffles

Sponsored by the VFW Auxiliary

FOOD & BEVERAGES AVAILABLE (INSIDE)

Barnes Notes and News

50690 Pease Road
Barnes, WI 54873

715-795-2775



BARNES AREA CALENDAR OF EVENTS: AUGUST 2018

Wed. Aug 1	NATIVE PLANTS & SHRUBS SALE through Sun., Aug 5 at M&M Greenhouse: 715-795-2100
Sat. Aug 11	ANNUAL POTAWATOMI PROPERTY OWNERS Meeting of the Members at the VFW in Barnes. Coffee & Rolls at 9:00 a.m. Meeting at 9:30 a.m. PPOA: 715-795-2542
Sun. Aug 12	BARNESTORMERS SNOWMOBILE CLUB Regular Meeting at Windsor 9:30 a.m.
Mon. Aug 13	FRIENDS OF EAU CLAIRE LAKES AREA Board Meeting 1:30-4:00 p.m. Location: Barnes Town Hall
Tues. Aug 14	PARTISAN PRIMARY ELECTION: polls open 7:00 a.m.—8:00 p.m. at Barnes Town Hall
Thur. Aug 16	BARNES AREA HISTORICAL ASSOCIATION (BAHA) Meeting 9:00 a.m. at the Museum, corner of Lake Rd. & Cty. N. 715-795-2145.
Sat. Aug 18	FRIENDS OF EAU CLAIRE LAKES AREA Community Program 8:30 a.m. Continental Breakfast followed by program at 9:00 a.m. Location: Barnes Town Hall. 218-724-2317
Sat. Aug 18	VFW POST 8329 Men's Softball Tournament Chicken BBQ to be held at noon. VFW Auxiliary Meat Raffle. VFW & Auxiliary: 715-795-2271
Sun. Aug 19	VFW POST 8329 Men's Softball Tournament. VFW & Auxiliary: 715-795-2271
Mon. Aug 20	EAU CLAIRE LAKES CONSERVATION CLUB (ECLCC) Meeting 7:00 p.m. at VFW Post. ECLCC: 715-376-4431.
Tues. Aug 21	REGULAR TOWN BOARD MEETING 6:30 p.m. at Barnes Town Hall: 715-795-2782
Fri/Sat Aug 24-25	BARNES AREA HISTORICAL ASSOCIATION (BAHA) "Gordon MacQuarrie Pilgrimage and Tour." Fri. night 4pm-9pm at Barnes Town Hall and tour all day Sat. 715-795-2145
Tues. Aug 28	VFW POST 8329 Meeting 6:00 p.m. at VFW Hall. VFW: 715-795-2271
Tues. Aug 28	VFW POST 8329 AUXILIARY Meeting 6:00 p.m. at VFW Hall. Auxiliary: 715-795-2271
Sat. Aug 25	PPOA Board Of Directors Meeting 9:00 a.m. in the Wannigan. PPOA: 715-795-2542

Judy Bourassa, Town Clerk / Treasurer

clerk@barnes-wi.com

Phone: 715-795-2782 Fax: 715-795-2784
3360 County Hwy N – Barnes, WI 54873

Visit: Barnes-wi.com for town minutes

PLEASE ABIDE BY THE TOWN RULES & REGULATIONS. NO FIREWORKS ARE ALLOWED AFTER THE WEEKEND OF JULY 7TH & 8TH

TOWN OF BARNES BOARD MEMBERS

Chairperson: Chris Webb
Supervisor: Donna Porter
Supervisor: Seana Frint
Supervisor: Tom Emerson
Supervisor: Zach Desrosiers
Constable: Mike O'Keefe



DID YOU KNOW...



Anyone born on or after January 1, 1989 is required to complete a boating safety course to legally operate a motorized boat or personal watercraft on Wisconsin waters AND Paddle Boarders must have a life jacket on the board (preferably being worn).

EVEN WITH ALL THE RAIN WE'VE HAD, WE ARE IN SAND COUNTRY HERE AND THE WATER DRIES UP QUICKLY

PLEASE BE AWARE OF YOUR SURROUNDINGS

CHECK WITH THE DNR OR TOWN OFFICE FOR FIRE DANGER STATUS BEFORE BURNING



SAFETY REMINDER: A PWC (Personal Watercraft) may not be operated at faster than "slow, no wake speed" within:

- 100 ft of any other vessel on any waterbody
- 200 ft of shore on any lake
- 100 ft of a dock, pier, raft, or restricted area on any lake



Let's be safe out there!

Source: WI Boating Laws and Responsibilities handbook.
Questions? Call 1-888-936-7463 or visit dnr.wi.gov.



BARNES SENIOR MEALS - AUGUST 2018 MENU



How to Register for a Senior Meal at the Barnes Town Hall
 Meals are served at the Barnes Town Hall Monday - Thursday at 12:00 p.m.
 To reserve or cancel a meal, please call (or stop by) the Barnes Senior Meal Site
 at 715-795-2495 between 10:15 am to 1:15 pm Monday - Thursday.

If you are not able to call between 10:15 am to 1:15 pm Monday - Thursday to reserve or cancel a meal,
 please call the Bayfield County Department of Human Services at 1-888-717-9700, press 178 and leave the following information by 3:00 pm,
 Monday through Friday: Your name, phone number, date you would like to reserve a meal and the meal site (Barnes)

Week 1: 8/1 to 8/2 Week 2: 8/6 to 8/9 Week 3: 8/13 to 8/16 Week 4: 8/20 to 8/23 Week 5: 8/27 to 8/30

Monday	Tuesday	Wednesday	Thursday
		Hearty Barley Lentil Soup, Egg Salad Sandwich on WW Bread, Broccoli Salad, Pears, Milk	Oven Roasted Turkey, Mashed Potatoes & Gravy, Candied Yams, Cranberries, Pumpkin Pie w/whipped topping, WW Roll w/ butter, Milk, Veg Alt: Tofurkey
Hot Meatloaf Sandwich on WW Bread, Mashed Potatoes & Gravy, Steamed Spinach, Mandarin Oranges, Milk	Chicken & Bean Tamale Pie w/ lettuce, tomatoes, sour cream & mild picante sauce, Watermelon, Milk, Veg Alt: Black Bean Tamale Pie	Hearty Beef Stew over a Baking Powder Biscuit, Baked Cinnamon Apple Slices, Banana, Milk Veg Alt: Hearty Veggie Stew w/ Cannellini Beans	Broiled Lemon Parslied Fish w/ tartar sauce, Baked Potato w/ butter & sour cream, Creamy Coleslaw, Cherry Dessert w/ pineapple, WW Roll w/butter, Milk
Pork Cutlet w/gravy, Mashed Potatoes w/gravy, Steamed Brussel Sprouts, Peach Delight Dessert, WW Roll w/butter, Milk	Italian Sausage w/Linguine & Alfredo Sauce, Steamed Asparagus, Carrot Raisin Salad, Blueberry Lemon Trifle, Milk, Veg Alt: Veggie Sausage	Turkey Dressing Casserole w/ gravy, Candied Yams, Sweet Peas, Cranberry Crunch Salad, Milk, Veg Alt: Mock Chicken Casserole	California Cheeseburger on a buttered bun w/lettuce, tomato, pepper, onion & mayo, Baked Beans, Potato Salad, Fresh Grapes, Milk Veg Alt: Veggie burger
Porcupine Meatballs w/sauce over Egg Noodles, Green Beans, Pineapple Pieces, Milk	Beef Shepherd's Pie, Sliced Tomatoes, Rhubarb Dessert, WW Bread w/butter, Milk, Veg Alt: TVP Shepherd's Pie	Chicken Salad Sandwich on WW Bread, Tomato Basil Soup, Three Bean Salad, Honeydew, Milk Veg Alt: Hummus Sandwich	Pork Loin Cut in Apple Sauce, Baked Potato w/butter & sour cream, Broccoli Salad, Apple Sauce, Carrot Cake, Milk, Veg Alt: Tempeh in Applesauce
Ham Loaf Balls, Au Gratin Potatoes, Buttered Beet Slices, Pear w/cranberry sauce, WW Roll w/butter, Milk	Tuna Noodle Casserole, Peas & Carrots, Pineapple w/Cottage Cheese, Cherry Crisp, Milk	Chef Salad w/ tomatoes, green pepper, hard boiled egg, diced ham, cheese, croutons & dressing, Orange, WW Roll w/ butter, Milk, Veg Alt: Chef Salad w/garbanzo beans	BBQ'd Chicken, Baked Beans, Scalloped Corn, Apple Cobbler, Potato Roll w/butter, Milk, Veg Alt: BBQ Tofu Cutlets



WE NEED YOUR HELP WITH ROAD CLEAN UP

Please be sure to pick up anything that blows out of your vehicle or trailer.
 We have organizations and clubs in town that have "clean up" events.
 Check in with them to offer your time.



WE GREATLY APPRECIATE YOUR HELP IN KEEPING OUR TOWN CLEAN.

PLEASE WALK AGAINST TRAFFIC!!!! THIS IS FOR YOUR SAFETY. I do understand in the city you have sidewalks and it doesn't really matter, but in the country we **must ask** that you abide by the "rules of the road". Bike **WITH** traffic (ditch to your right). **MAKE SURE** your dog is always on the "ditch" side of you and **NOT** on the road side. *I'd like to thank those of you who are walking with your pets away from the road. For those of you I've seen with your pet on the car side of the road, **MAKE THE SWITCH.** If your dog darts toward traffic, you're not in the way to intervene. **The outcome of that is obvious.** Love your pets enough to keep them safe.*

QUESTIONS, COMMENTS or CONCERNS

If you have any questions or comments on what you see here, we would like to hear from you. If you have an item that you would like to see in the Barnes Notes and News, please contact Julie (Friermood) Sarkauskas at barnesnotesandnews@gmail.com

**THANKS TO YOU ALL FOR YOUR SUPPORT. GOD BLESS
 LIKE US ON FACEBOOK**

**Donations are welcome and appreciated.
 Your generous donation will be applied as sponsorship to our community pages.**

MARK YOUR CALENDAR UPCOMING VFW EVENTS SUMMER/FALL 2018

BARNES VFW POST 8329

B-B-Q CHICKEN FEED

Corn on the Cob
August 18, 2018
12 noon-4pm

Bar opens at 11am



Meat Raffles
Sponsored by the VFW Auxiliary

FOOD & BEVERAGES AVAILABLE (INSIDE)

AUGUST

8/18-2018-B-B-Q CHICKEN FEED

Starts at noon-Bar opens at 11am-VFW
Grounds and Hall-

**MEAT RAFFLES
BEVERAGES & FOOD INSIDE**

SEPTEMBER

9/1/2018-SPLATTER BOARD AND .22

SHOOT-starts at noon VFW hall &
grounds

**9/1/2018-AUXILIARY
BAKE SALE**—9am
until gone! Inside
VFW Hall

9/15/2018 RAFFLE

Doors open at noon
Door prizes every half
hour-Raffle drawing
at 3pm-

Food & beverages available

NOVEMBER

11/11/2018--VETERAN'S DAY BANQUET Post and Auxiliary
members and spouses; Community Veterans and spouses-
5pm cocktails-6pm dinner at VFW

**BARNES
VFW
POST 8329
RAFFLE**

**SATURDAY
SEPTEMBER 15, 2018**

STARTS @ NOON
RAFFLE DRAWING @ 3PM
VFW HALL ON LAKE IN BARNES

\$1,000.00 IN PRIZES

1ST PRIZE \$1,300.00
2ND PRIZE \$1,000.00
10 DRAWINGS @ \$200.00
10 DRAWINGS @ \$50.00

Proceeds go to VFW Hall and Ball Field
Improvement Fund

ONLY 400 TICKETS SOLD

Tickets are available from any VFW member
TICKETS ARE STILL ONLY \$20.00 EACH

AMMUNITION DO NOT HAVE TO BE PRESENT TO WIN
For more information call 715-750-2771

Door prize drawing every 1/2 hour
Food & Beverages available Bar open at noon

**BARNES VFW POST 8329
SPLATTER BOARD
&
.22 SHOOT**

**12 NOON SATURDAY
September 1, 2018**

**AUXILIARY BAKE SALE
9AM UNTIL GONE!**
Food & Your Favorite Beverages Available
VFW Clubhouse on Lake Road in Barnes



BARNES COMMUNITY CHURCH

Pastor Jon Hartman

SUMMER WORSHIP HOURS
9:30 a.m. Sunday

3200 County Hwy N., Barnes, WI
Phone: 715-795-2195



Bible Studies
Every Tuesday at 10:00 a.m.
Everyone Welcome

VACATION BIBLE SCHOOL
July 30 through August

BARNES COMMUNITY CHURCH FOOD PANTRY

The Barnes Food Pantry is open the 2nd Wednesday of each month from 9:00 to 11:00 a.m. for persons living within 15 miles of the church or those living in Barnes, Drummond or Highland.

Please bring identification.

We are located at 3200 County Highway "N", Barnes, WI at the Barnes Community Church.

For further information call:

Donna at 715-795-3139 or Dianne at 715-795-2728

(For a map to the food shelf visit: www.barneswi.com)



Please consider making a donation to The Barnes Food Shelf. It is greatly appreciated.



BARNES BOOK CLUB

The August book is *The Wizard of Oz* by L. Frank Baum. We will meet at 9:30 A.M. on Monday, August 27th in the library of the Barnes Community Church. This classic children's book is for adults too! Books available at the Hayward Community Library, just ask at the desk for the Barnes Book Club selection.

Please join us as you have the opportunity and interest in the book. Just drop in, you will be made welcome.

- Frank Shelton

STORAGE



Store your boats, pontoons, cars, campers, snowmobiles, ATV's, and tree stands.

If you have it, we can store it!

We can winterize and we can pick-up.



Gregg Frierhood — Barnes, WI
Call now - (715) 558-2899 or (715) 795-2247

CLEAN BOATS CLEAN WATERS

As we begin the 2018 boating season, I'd like to remind you of some checklist items.

- Be sure the correct number of lifejackets are in your boat.
- Make sure the plug is in your boat before backing down the ramp.
- Inspect, drain and clean all boats and gear of weeds, mud and water. This includes water toys such as rafts, tubes and skis as well as kayaks and canoes.

Do not add lake water to leeches and minnows. If you add lake water you are required by law to only use them on that body of water.

If you have some extra time, please consider spending a couple hours at a boat landing. Hours include weekdays, not just weekends. Thank you for your efforts and support to keep our lakes clean and safe for the next generation. - Sally Pease (Text: 715-559-0614)

THE BARNES MUSEUM IS OPEN

Our hours are Friday and Saturday 10:00 a.m. to 3:00 p.m.

WE ARE STILL LOOKING FOR VOUNTEERS !!

Please feel free to stop by the museum or call Paula Greenspan at 715-795-2936 or Florence Prickett at 715-795-2145.

Located on the corner of Hwy N and Lake Road
Check the BAHA website for any upcoming events
(<http://bahamuseum.org/>)

Follow us on Facebook



The Canoe built by Jack Gribble is now complete and on display at the BAHA Museum.

You MUST stop in and see it. What an accomplishment by this gentleman.



BARNES RED HAT

The Barnes Red Hat Ladies
will next meet at 12:00 noon



Wednesday, August 15th
at

The Cedar Lodge



IT'S "SAFE SUMMER" TIME

Paddle Board Safety Tips:

- **Wear a lifejacket!** - More than 90% of boat fatalities related to drowning involve victims not wearing life jackets, you need one for your safety. You also need one because Wisconsin law, as well as U.S. Coast Guard law, treats paddleboards the same as kayaks and canoes. This means there must be a personal flotation device for each person on board. However, the best way to obey this law and to ensure your safety is to just wear the life jacket.
- **Carry a whistle**
- **Be a competent swimmer**
- **Know how to self-rescue**
- **Know how to tow another board**
- **Know the local regulations and navigation rules**
- **Understand the elements and hazards – winds, tidal ranges, current, terrain**
- **Know when to wear a leash**
- **Be defensive – don't go where you aren't supposed to be and avoid other swimmers, boaters, paddleboards**
- **Use proper blade angle to be the most efficient paddle boarder**
- **take a safety course, [Paddling Safety Course \[exit DNR\]](#)**



Friends of the Evelyn Goldberg Briggs Memorial Library Book Sale to host Legendary Fisherman in Iron River, WI

Submitted by: Jacqueline Pooler

Keith Kavajecz is a name that makes the walleye fish quake with fear, or it would if fish were verbal. Keith is a professional walleye fisherman, specializing in tournament fishing and walleye fishing promotions. Keith is a "Legendary Angler" inductee into the National Fresh Water Fishing Hall of Fame and one of the co-hosts of the popular "The Next Bite TV show."



He has been a fishing circuit qualifier and champion many times over and has been featured in many national publications, videos and is a consultant for Tracker/Nitro Boats and Bass Pro Shops, just to name a few. On top of that he is an author in his own right. Keith will be at a library and community center near YOU! Come hear what Keith has to say and learn some nuanced tricks of the trade from a master walleye fisherman on Saturday, September 22nd.



Keith will be presenting a program for children at 11:00 a.m. at the Evelyn Goldberg Briggs Memorial Library. This will be followed at 1:00pm with an adult program at the community center, where the Friends of the Library will be hosting a book sale beginning at 9:00am. The book sale will continue from 9am until 1pm with the special offer of the Friends bargain bag program beginning at 12:00 noon. All the books you can put in a bag for one low price of \$1. Proceeds from the book sale and donations will benefit the Evelyn Goldberg Briggs Memorial Library.

So, come early, enjoy books, lunch and fishing!

LED MESSAGING



**VFW is offering advertising on the LED messaging board
Sign can be rented by the week**

**For further information and rates please contact Tam Larson
715-795-2402**

BARNES TRADING POST

Wilderness Inn

8 Units Available

Wine - Dine - Recline

FEATURING A NEW MENU

HAPPY HOUR !

Mon. - Fri.
Noon - 6

- SPECIALS -

Monday - Burger Night
Tuesday - Tacos
Wednesday - Wings
Thursday - Pizza Night

- ATM - Credit Cards - WIFI Available -

Restaurant Hours:

Open 7 Days a Week at 7:00 a.m.

www.barnestradingpost.com

Find Barnes Trading Post on Facebook

4170 Cty. Hwy. N, Barnes, WI 54873

Phone: 715-795-2320

AUGUST SPECIALS

Omelet: Chicken Cordon Bleu

Burger: BLT Burger with our homemade chipotle mayo

Pizza: Chicken Bacon Ranch

Gluten Free Pizza Crusts

LARGE VARIETY OF TAP BEER + CRAFT BEERS

ANYTIME FISH FRY (POLLOCK)

- BREAKFAST -

Mon-Fri to 11:00 a.m.
Sat-Sun to 12:00 noon

Everyday—All you can Eat
Biscuits & Gravy

Saturday & Sunday

Eggs Benedict

“Pair with a Mimosa or Bloody Mary!”

THURSDAY NIGHTS

BINGO BANGO

6:00 p.m. Start

the WINDSOR

50750 Outlet Bay Road

Barnes, WI

715-795-2315



NOW OPEN

ROBINSON LAKE RESORT & BAR

Owners: Greg & Kim Dalbec

51825 Fahrner Rd

Barnes, WI 54873

Phone: 715-795-3444

Kim Cell: 612-709-9430

email: Robinsonlakeresort@gmail.com

Hours:

Friday - 3:00 to Close

Saturday 12:00 to Close

Sunday 12:00 to 5:00 p.m.

Ask us about our weekly specials

Cabins available Aug 18-25 and Aug 25-Sept 1



Accessible by
Boat / Car / ATV



RC'S DECOY

BEAN BAG TOURNAMENT

Saturday, August 11th - 1:00 P.M.

2 Person Teams - 100% Payback

Sign Up Early at RC's Decoy



MUSIC

Saturday, August 11th - 8:30 P.M.

FUN FUN FUN—COME JOIN US !!!!

Your cooperation is greatly appreciated.

Boaters, please remember to remove all mud & weeds from your boats. Drain bilge, live well and motors. Help us prevent the further spread of invasive species. If you would like to further help, consider volunteering to check boats at a local landing this summer.

Contact Sally Pease

H: 715-795-2936

C: 715-559-0614



WE ARE HERE



Open 7 days a week

Mon. - Fri. 9:00 a.m. to 10:00 p.m.

Sat. - Sun. 9:00 a.m. to 12:00 Midnight

Gordon, WI

Phone: 715-376-4285

(On and Off Sale)

ATTENTION: Effective immediately, the ability to pay property taxes by credit/debit card thru Gov.Pay.Net has been suspended. 2nd installment payments are payable to Bayfield County and can be paid through the county's website.

Please consider donating your items to:

- Local folks that may need a hand
- Salvation Army
- Humane Society Stores
- Local Thrift Stores

DONATE

OBITUARIES: Remembering Loved Ones Lost



PATRICK "SPIKE" WILKINSON

Patrick, 44, died July 7th, 2018. We refuse to acknowledge that cancer won the battle, it was a draw. He was an avid outdoors man, a sports enthusiast, an amazing friend, son, brother and devoted father. He was a life-long Barnes resident. His paternal grandparents built the Barnes Trading Post in 1949 and maternal grandparents purchased the Cabin Store in 1968, which remains in the family to this day. He attended Grand View—Drummond School's and was a member of the Barnes Zeros baseball team.

Patrick was the Senior Engineering Technician at American Engineering Testing. Patrick was preceded in death by his father, Dan Wilkinson and is survived by his daughter Jazmine Wilkinson, parents Sherry and Bob Paszak, and brother Dan (Yelena) Wilkinson. He was truly blessed with the best support group of friends and extended family.


A HEART FELT THANK YOU

The family of Patrick (Spike) Wilkinson would like to thank all of his friends, neighbors and family who helped in anyway the last 14 months of his life.

Whether it was lawn mowing, plowing, cleaning house, food, riding along on the many trips to Duluth, medical care, or providing a place to stay, we appreciate it.

Enough can't be said for the outpouring of love and support shown at the celebration of Pat's life at the Cabin Store. Thank you for the cards, flowers, food and affection demonstrated by so many.

A donation in Pat's name will be made to the Barnes VFW Auxiliary Scholarship fund. A special thank you to his Uncle Pat and Aunt Kara for hosting the celebration at the Cabin Store.



Death Leaves a heartache no one can heal - Love leaves a memory no one can steal.

OUR DEEPEST SYMPATHIES TO THE FAMILY OF PATRICK WILKINSON

SOMETIMES.....

OUR LOVED ONES HAVE PAWS.

OUR DEEPEST SYMPATHIES IN THE
LOSS OF YOUR FURRY FRIEND

"It's hard to forget someone who
gave YOU so much to remember"

THEY ARE FOREVER
IN OUR HEARTS



SUPPORT YOUR LOCAL HUMANE SOCIETY

Our sincerest apologies
for anyone we may have
missed.

*Our thoughts and
prayers are with you
and your families in this time of sorrow.*

If you have any information you would like us to share, please
send to:

Julie (Friermood) Sarkauskas at
barnesnotesandnews@gmail.com



GEORGIA'S

NEW OWNER: GEORGIA'S SON BRYAN

"HAPPINESS IS HOMEMADE"

Come in and enjoy

Tuesday & Wednesday open at 3PM
Monday, Thurs, Friday & Saturday open at 11AM
Closed on Sunday

Ellison Lake Rd, Barnes, WI
Phone: 715-795-2121

LIVE MUSIC FEATURING KODY GERAD
COME LISTEN TO SOME GOOD MUSIC
AUGUST 11TH- 5 TO 8 PM

Playlist Includes: Johnny Cash, Stray Cats, Elvis

HUGE GARAGE SALE

Friday 8/3 and Saturday 8/4

8:00 a.m. to 5:00 p.m.

Sunday 8/5

1:00 - 4:00 p.m.



Large selection of Large & Small tools,
Tennsmith Bench Brake, Drill Press,
Grinder, Saws, Garden items,
Apple Cider Press, New Lumber, Tile,
Furniture, Household.

50175 Pease Rd.
Ph 715-795-3278



Bear Country North Country Vacation Rentals

Live Bait • Licenses • Boat & Canoe Rental • Pontoon Rental • Gas • Groceries
Sporting Goods • Clothing • Guide Service • Dock & Lift Sales
ATM • Cabin Rental • Video Rental • Propane

CRAIG MANTHEY
(715) 739-6645
(715) 798-3334 Cable Office

P.O. Box 130
Drummond, WI 54832
Email: bearcountry@cheqnet.net
www.northcountryvacationrentals.net

OPEN

MON WED THUR FRI
9:00 - 5:00

CLOSED
TUES SAT SUN

**FOR
SALE**

Debbie's
HAIR DESIGN

I want to ensure the community that Julie and I are still open and doing hair. Ideally I would love to sell it to someone who would use it as a beauty shop. It's only listed as a building sitting on 1.6 Acres. My furniture and business is not in the asking price, so it would be perfect for a stylist to start their own business and invest in their own building.

A few people have asked me what "kind of revenue does it bring in?" I'm still open! Of course I will show anyone interested in it my books. I started this shop in 1985 with Anita Rauwolf above Downtown Barnes, now, Cedar Lodge. When going upstairs became difficult for my father, we realized it was probably the same for others. So my husband and I asked Annie and Patrice if we could count on them to give us at least 5 more years if we bought land across the road and built a ground level, handicap accessible building-that was 18 1/2 years ago. For most of my 32 1/2 years of having my shop in Barnes, I have been open Monday thru Saturday. Now it's time for Trice and Annie to retire, and I thank them so very much for their years of working with me, truly, I would not have been able to do it without them.

So, please stop in and continue patronizing us and pass the word out there about a great opportunity this little place is.

Thank you, Deb Meier, owner.

THE RED GERANIUM

State Hwy 27, Barnes
715-795-2168



Unique
Cards, Gifts
and
Treasurers

HELP WANTED

Need my lawn
mowed at
3210 E. Robinson
Lake Road.

Will need around the
garage and travel
trailer as well as the
front yard.

Interested in service
in July and August

Please reply with
estimate to:

drep1949@gmail.com



IT'S TIME TO TAKE
AN INTEREST IN OUR
TOWN!

GET INVOLVED
JOIN A CLUB
HELP MONITOR OR
CLEAN UP THE BOAT
LANDINGS

WRITE TO THE TOWN
OFFICE WITH YOUR
CONCERNS OR SEND
THEM TO ME.

WE NEED YOUR HELP
WE CAN'T DO IT
ALONE
WE NEED YOU TO
CARE

P.J.'S

TRAIL PASSES
AVAILABLE

Pat & Kara Foat - Owners
Jct. County Y & Lake Road
Barnes, WI 54873
715-795-2561

CABIN STORE

HUNTING & FISHING LICENSES
INFORMATION STOP * ICE * MOVIE RENTALS
WISCONSIN LOTTERY * GROCERIES
FULL LIQUOR BAR * FOOD AVAILABLE
SMOKING PAVILLION
Gas & Oil Available

We are now an
authorized licensed
"Recreational Vehicle
Registration Center"

Now hiring for an
experienced cook. For
more information and
to apply, please call or
visit the Cabin Store.

ALSO AT THE CABIN STORE

On-Off sales of beer and liquor. A wide variety of grocery items including canned goods, dry goods, candy; a good variety of ice cream, snacks, cheeses and other dairy products. First aid supplies and home remedies.

Try our new Coffee Bar: get a Coffee to go or hot chocolate or Cappuccino.

Bait Store with assortment of bait, Including minnows, leeches,

worms, crawlers and waxies—nice assortment of tackle.



It's the Law...

- * All vessels (including canoes, kayaks and paddle boards) MUST have at least one USCG-approved Wearable life jacket for each person on board.
- * All vessels 16 ft. or more in length MUST have one USCG-approved Throw-able personal flotation device on board that is immediately accessible.
- * Every person on board a personal watercraft MUST wear a USCG-approved life jacket.
- * Federal law requires children under the age of 13 to wear a USCG-approved life jacket while underway in an open vessel on federally controlled waters.
- * All life jackets must be in good, serviceable condition, readily accessible and of the proper size for the intended wearer.



IT'S PICKLEBALL TIME IN BARNES



Sessions will be held every Monday through August 27th. 3:00 to 5:00 p.m.

Come on out to the Barnes Town Park and join in the fun. Paddles, balls and beginning instructions are available each week if requested. We will also hold other sessions during the week if there is enough interest.

BEWARE OF SWIMMERS ITCH

Swimmer's itch is a rash usually caused by an allergic reaction to parasites that burrow into your skin while you're swimming or wading in warm water. This parasite lives part of its life in snails and part of its life in ducks. There are already reported cases this season.

Things you can do:

- Keep your beach area clean of snails
- When coming out of the water, dry off right away
- Change out of your swimsuit
- Use Waterproof sunscreen
- Do not feed the ducks

If you do get swimmers itch, there are topical treatments that you can pick up. (i.e., Benadryl, Cortizone, etc.)




**M&M'S Y-GO-BY
BAR-GRILL-CAMPGROUND**
Your hosts Mark and Marilyn Yule
email: marilynule@yahoo.com

**OUR FAMOUS FRIDAY NIGHT FISH FRY
BROASTED CHICKEN
LP GAS EXCHANGE * ATM * ICE
ON/OFF SALE
CONVENIENTLY LOCATED ON
ATV/SNOWMOBILE TRAIL # 17 TO DOOR**

Meat Raffle first Sat of the month—3:00 p.m.
13889 S. County Rd Y—Gordon, WI 54838
Phone: 715-376-2333

Kitchen Hours:
Tuesday, Wednesday & Thursday Noon to 8:00 p.m.
Friday & Saturday Noon to 9:00 p.m.

CLOSED SUNDAY and MONDAY



Deer Grove Resort

On Upper Eau Claire Lake
Jeff and Maureen Fullington
Owners

3225 Deer Grove Road
Barnes, Wisconsin 54873

715-795-2526
715-235-9741

Email: info@deergroveresort.com
Website: deergroveresort.com

Del Jerome DBA Jerome Excavating, LLC

Small loads of gravel, topsoil & rock
Stump Removal
Mini Excavator, Skid-steer, Small Dump Truck

715-739-6245 or 715-580-0216
9185 Cty Hwy N
Drummond, WI 54832

Email: deljerome@cheqnet.net

**FREE ESTIMATES
BONDED & INSURED**



R-C's DeCoy

53025 State Hwy 27, Barnes WI
715-795-2556

Men's Softball Tournament
Sat Aug 18th and Sun Aug 19th

JOIN US AFTER THE GAMES

**BEAN BAG TOURNAMENT
MUSIC**

Saturday, August 18th



CABIN & LAWN CARE SERVICE

Dependable & Responsible Care of Your Property
Complete Year Round Service
Docks In and Out



Leslie J. Chandler
Caretaker

Phone: 218-591-0942
Home Phone: 715-376-2338

Offering the following services -

at reasonable rates:

Lawnmowing * Dock Entry & Removal
Tree Service * Firewood
Landscaping * Garage Cleaning
Raking * Light Carpentry * Snowplowing

14538 S. Lidberg Bridge Road
Gordon, WI 54838
email: ljchandler58@gmail.com



**Justin
Christenson**

General Contractor

**CHRISTENSON
CONSTRUCTION**

NEW HOMES • REMODELING • ROOFING • SIDING • DECKS
FULLY INSURED • LICENSE #1163070

(715) 580-0367 • jchristensonconstruction@gmail.com
www.jchristensonconstruction.com



THE PET PAGE

MAKE SURE YOU HAVE YOUR PET'S MEDS AND SHOTS UP TO DATE !!

This year is no different than any other so please be sure your pet's shots are up to date, including Lymes, make sure their license is current and that the rabies tag is on their collar. Check the Town of Barnes leash and public area laws to keep your dog safe. If you're just moving to the area, your dog must be on a leash when walking or in public, and, you must have a local License tag. Visitors, please keep your tags up to date and your pet on a leash. You can get the license applications at the Town of Barnes office. Reminder: Kitties need their rabies, distemper, lymes shots and frontline too! (even if they're inside kitties.)

LOCAL VET INFORMATION: KEEP YOUR VET'S NUMBER HANDY AT ALL TIMES.

NORTHSTAR VETERINARY CLINIC/HOSPITAL

Dr. Sammi Pumala # 715-739-6823
52545 Old 63N, Drummond

NORTHLAND VETERINARY SERVICES

Dr. Monica Brilla # 715-372-5590
8560 Topper Rd, Iron River

SEELEY VETERINARY CLINIC


Dr. John Mundel # 715-634-5996
12942W County Rd OO, Hayward (Seeley)

HAYWARD ANIMAL HOSPITAL

715-634-8971
15226W Cty Rd B, Hayward

WATCH FOR
PETS IN THE
WATER
WHILE
BOATING

KEEP YOUR PET SAFE ON THE WATER !!!!!



Jade Boehm - Stylin' in her Life Jacket

Jade wants to remind you to please keep your pet safe while out on the water this summer.

Pick up a life jacket for your fur baby and always have it on the boat with you.

Too many things can go wrong when you least expect it, and on the water can be even more dangerous for your pet. **BE SAFE and "BOAT ON!"** Love, Jade

BE CAREFUL WHILE GRILLING AROUND
YOUR PETS, THEY DON'T KNOW IT'S HOT

BE AWARE OF YOUR PETS PAWS ON THE
ROADS THIS SUMMER. AS WITH THE
COLD, SNOW AND ICE, THEIR PAWS GET
BURNED ON THE HOT PAVEMENT

How Regularly Should I Be Cleaning My Dog's Ears?

How often is best when it comes to cleaning your dog's ears at home? Under-cleaning can allow infection causing yeast and bacteria to build up, while over-cleaning can strip away healthy wax and lead to irritation. A healthy amount of wax in your dog's ears actually helps lubricate and protect the delicate skin of the canals from infection. You want that healthy layer to remain, so cleanings should really only be performed when the ears are "dirty."

The length of time it takes for a dog's ears to get dirty depends on breed, coat, activity level, wax production, and even humidity. In other words, it varies for every dog. The veterinarians at Banfield recommend once monthly cleanings as a basic rule of thumb for dogs with "normal" ears, however those who swim, roll in the dirt, or have a predisposition to infections may need weekly or daily cleanings.

Check the ears each time you bathe your pup or after a vigorous play session like a trip to the dog park. A simple wipe of the outer ear and pinna (ear flap) is usually enough for healthy ears that have gotten a bit dirty. Apply a small amount of an appropriate, vet-approved cleanser to a cotton ball and simply swab the easy-to-reach outer folds of the ear. To determine if it is time for a good ear *flushing*, lift the pinna and look inside. Do you notice dirt, debris or excess brown buildup in the outer ear? If so, it may be time to break out the cleanser and do a more thorough job by cleaning out the L-shaped horizontal ear canal.

When You Should NOT Clean Your Dog's Ears

Make sure that your pooch is not suffering from an ear infection. If you notice any of the following symptoms along with debris or discharge, do not attempt to clean the ears; consult your vet right away:

- **Odor from the ears**
- **Puritic discharge (pus) or blood**
- **Excess scratching, pawing or rubbing at the ears**
- **Violent head shaking or "ear snapping"**
- **Redness and/or swelling of the pinna or ear canal**
- **Sensitivity or pain when ears are touched**

It is important to make sure that your dog always has positive experiences when it comes to home care so that he or she will trust you with these treatments in the future. When in doubt, it's best to check in with your vet.



Copper and I thank you for your support of our canine, feline & other pet friends. Our babies love us without condition. They help us without effort. They heal our hearts and spirits and never ask for anything in return, except love. SO GIVE LOVE BACK TO THEM.



GOD
BLESS
OUR
CANINE
VETS



WISCONSIN BOATING LAWS

UNLAWFUL OPERATION WISCONSIN LAW STATES THAT THESE DANGEROUS OPERATING PRACTICES ARE ILLEGAL:

- Steering toward another object or person in the water and swerving at the last possible moment in order to avoid collision
- Chasing, harassing, or disturbing wildlife with your vessel
- Operating a vessel repeatedly in a circuitous manner within 200 feet of another vessel or person in the water
- Operating a vessel within 100 feet of the shoreline, any dock, raft, pier, or restricted area on any lake at greater than "slow, no wake speed"
- Operating a vessel at greater than "slow, no wake speed" within 100 feet of a swimmer, unless a vessel is assisting a swimmer
- Operating a motorboat, other than a Personal Water Craft, at a speed in excess of "slow, no wake speed" within 100 feet of the shoreline of any lake
- A PWC may not be operated between sunset and sunrise
- A PWC may not be operated at faster than "slow, no wake speed" within:
 - 100 feet of any other vessel on any waterbody, including a vessel that is towing a person on water skis, inner tube, wakeboard, or similar device, or operating within 100 feet of the tow rope or person being towed
 - 200 feet of shore on any lake
 - 100 feet of a dock, pier, raft, or restricted area on any lake
- Steering toward another object or person in the water and swerving at the last possible moment in order to avoid collision
- Chasing, harassing, or disturbing wildlife with a PWC

IT IS ILLEGAL TO DUMP REFUSE, GARBAGE, OR PLASTIC INTO ANY STATE OR FEDERALLY CONTROLLED WATER

**REPORT NATURAL RESOURCE VIOLATIONS
CALL or TEXT: 1-800-TIP-WDNR (1-800-847-9367)
Toll Free-Statewide-24-Hour-Confidential**

See Local Ordinance Chapter 8 at www.barnes-wi.com enforced by Town Constable.

Visit www.dnr.wi.gov and www.boat-ed.com/wisconsin

Volunteer Boat Landing Monitors Needed Due to Severe Shortage

By Ted Eastlund

Boat landing monitors on Upper, Middle and Lower Eau Claire Lakes, Tomahawk and Robinson Lakes play an important role in reinforcing state laws preventing the transport of aquatic plants and lake water from lake to lake.

The DNR-funded Clean Boats-Clean Waters Program of the Barnes Aquatic Invasive Species Committee provides funds for hiring boat landing monitors but only if we provide volunteer hours to match 25% of the paid staff hours.

According to Lee Wiesner, Town of Barnes AIS Committee Chair, we are so short of volunteers that we are matching at a rate of 6.8% and this threatens our ability to acquire future continued funding. This summer we have not been able to provide boat landing monitoring at the level needed because of the shortage. Many hours on weekends, the busiest use of the boat landings, are left unstaffed.

Most data point to motor boats and boat trailers as the source of the Eurasian Water Milfoil that has infested Tomahawk, Sandbar and George Lakes and the invasive Curlyleaf Pondweed that has hit Upper and Middle Eau Claire Lakes along with the Eau Claire River from where it starts at Middle to above the lock & dam as it drains toward Lower Eau Claire Lake.

The largest patches of the invasive Eurasian Water Milfoil at Tomahawk Lake is directly in front of and near the boat landing. The only really massive patches of invasive Curly Leaf Pondweed in Middle Eau Claire Lake are in directly in front of the public boat landing. Despite mechanical, suction removal of much of one patch, using the Barnes BAISS pontoon boat from 8am to noon daily during June, 2017, curly leaf pondweed spread to multiple other sites in Middle Eau Claire Lake and to the Eau Claire River.

We need to fully staff the boat landing monitor positions to prevent further introduction of invasive species. Careful removal of all aquatic plants and lake water watercraft leaving the lakes and reminders by the presence of boat landing monitors is a key preventive step relied upon to halt further spread.

Anyone persons who are interested in becoming a volunteer or paid boat landing monitor should contact Sally Pease, (Barnes AIS Committee Clean Boats/Clean Water Boat Landing Monitor Coordinator). **Call: 715-559-0614 or email: sally.pease.uec@gmail.com.**

THANK YOU FOR "GOING GREEN"

Thanks for your support in our efforts to save on paper and costs. You can now get your PDF copy on the Town of Barnes Website.

Email:
barnesnotesandnews@gmail.com



SUPPLIES:

Notebooks
Folders
Pens / Pencils
Calculators
Crayons
Markers

New Clothes
New Shoes
Sports Gear
Lunch Box
Back Pack



MAKI'S CAFÉ

NOW OPEN 7 DAYS A WEEK

Come in to see the new Menu and the changes we've made in the dining room. We have weekly specials, as well as daily lunch and breakfast specials.

**Home Cooking, Homemade Pies & Bakery
Breakfast & Lunch all day**

Normal Business Hours
Mon thru Sun: 7:00 a.m. to 2:00 p.m.
Stan & Phyllis (715) 795-3144



Also selling Bob & Steve's Firewood
(715) 795-3144 or (715) 558-6308
3720 Cty Hwy N, Barnes, WI 54873

ANCHOR YOUR BOATS HERE



**J&M Storage
Jeff Johnson**

53060 Hwy 27
Barnes, WI 54873
Phone: 612-803-0775

STORAGE FOR:

Personal Items, Boats, Pontoons, ATV's,
Snowmobiles, Personal Watercraft and
Dry Indoor Storage
PLUS
Winterizing and Cleaning Available

UNIVERSAL SERVICES

RICK MUNDLE



1090 ELLISON LAKE RD
BARNES, WI 54873
CELL (715) 685-4475
(715) 795-2856

AUTO REPAIR, WELDING, TREE REMOVAL

LAWN AND CABIN MAINTENANCE, SNOW PLOWING
ROOF SHOVELING, SNOW REMOVAL AND MORE

REMINDER:

Please have your ads, articles or stories to the paper by the 20th of each month to ensure placement in the next month's issue.

We will try to accommodate items received after the 20th. (please note that we do have certain items that cannot be received until just before issuance and spots are reserved for these monthly entries.)

*Email any items you may have to Julie (Friermood) Sarkauskas at:
barnesnotesandnews@gmail.com or call: 715-795-2775*

AUGUST 2018 Town of Barnes—Road Report

We still have some roads that only have temporary repairs.

Please continue to keep an eye open for potholes and narrow roads until such time that the roads are able to be completely fixed.

Please call the town garage and let them know where there are bad potholes.

Office Phone: 715-795-2573

Normal Hours of Operation: 7:00AM - 3:30PM Monday- Friday
email Address: garage@barnes-wi.com



Bev Lowry 8/5

PJ McCaughn 8/7

Cousin & Soul Sister

Julie (Horn) Friermood 8/8

Sister-in-Law

Butch Sarkauskas 8/8

"Brother-in-Law"

Gaylon Heise 8/10

Brother-in-Law

David Culver 8/29

Mary (Snookie) Gotalaere 8/29

Samantha Sarkauskas 8/31

Beautiful Niece

Leevi Frint 8/31

Volunteer Firefighter




**Happy Anniversary to
Gary and Julie Friermood 8/15**

**Happy Birthday & Happy Anniversary
to anyone we may have missed**

**WISH SOMEONE
A HAPPY BIRTHDAY, HAPPY ANNIVERSARY, HAPPY
RETIREMENT, OR JUST A HAPPY DAY!**

SUBMIT TO: barnesnotesandnews@gmail.com



**Sometimes....
You just need to
sit with a friend
and say nothing
while staring at
the lake.**



FILMS and DISCUSSIONS

1:00 p.m. to 4:00

Barnes Community Church



A film course will be offered at Barnes Community Church to provide adult educational enrichment through films. Six sessions in the fall are scheduled late August through October. The course will meet from 1:00 p.m. to 4:00 pm every other Wednesday.

The films will provide a basis for serious discussions of contemporary societal issues in a friendly, supportive atmosphere and will be chosen to engage the viewers in ideas and issues that affect us all.

Following each showing, there will be a discussion of the film by class members. All films will be subtitled for those with hearing difficulties, and will include both domestic and foreign films which have been produced within the past 30 years.



These courses are open to anyone in the Barnes area, with no fees or tuition for the course. They are offered as a community service with the much appreciated cooperation of Barnes Community Church.

John Rusch will be leading the courses. He has been offering film courses in the Barnes area for the past 5 years, and in Hayward for the past ten years.

"Your Source for Native Plants in Northwestern Wisconsin"

M & M Greenhouse

52716 Robinson Lake Road, Barnes, WI 54873
Phone: 715-795-2100 Cell: 715-816-0256

SUMMER HOURS:

Wed - Sat 10:00 a.m. to 4:00 p.m.

Sundays - Noon to 4:00 p.m.

www.mmgreenhouse.com * alston@cheqnet.net



NATIVE PLANTS & SHRUBS SALE through Sun., Aug 5

Come check out our selections

BE A VOLUNTEER BOAT LANDING MONITOR HELP US WITH A CURRENT SHORTAGE OF VOLUNTEERS

Help us keep our lakes healthy and free of invasive aquatic plants and animals.
Help us monitor compliance with state laws for boats entering and leaving the lakes.

We staff boat landings at Upper, Middle, & Lower Eau Claire Lakes, Tomahawk & Robinson lakes, mainly on weekends and remind boaters to:

- Remove all aquatic plants from boat and trailer
- Drain lake water from boat, motor's lower end, live well
- And more

We now have advanced scheduling for your convenience and can use you any day of the week

Training Provided

The Clean Boats/Clean Waters monitoring program is covered by a DNR Clean Boats/Clean Water matching grant. 25% of paid staff hours must be matched by volunteers and we have not been able to do that this year. PLEASE help.

Would you like to serve as a volunteer boat landing monitor for a two-hour slot on a weekend or other day?

Contact:

Sally Pease (Barnes AIS Committee Clean Boats/Clean Water Boat Landing Monitor Coordinator)
Call 715-559-0614 or email: sally.pease.uec@gmail.com

IT'S FOOTBALL TIME AGAIN!!!!!!!!!!!!!!

GREEN BAY PACKERS

247SPORTS

2018 SCHEDULE

WEEK 1	SEPT. 9	VS. BEARS
WEEK 2	SEPT. 16	VS. VIKINGS
WEEK 3	SEPT. 23	@ REDSKINS
WEEK 4	SEPT. 30	VS. BILLS
WEEK 5	OCT. 7	@ LIONS
WEEK 6	OCT. 15	VS. 49ERS
WEEK 7		BYE
WEEK 8	OCT. 28	@ RAMS
WEEK 9	NOV. 4	@ PATRIOTS
WEEK 10	NOV. 11	VS. DOLPHINS
WEEK 11	NOV. 15	@ SEAHAWKS
WEEK 12	NOV. 25	@ VIKINGS
WEEK 13	DEC. 2	VS. CARDINALS
WEEK 14	DEC. 9	VS. FALCONS
WEEK 15	DEC. 16	@ BEARS
WEEK 16	DEC. 23	@ JETS
WEEK 17	DEC. 30	VS. LIONS

**G
O
P
A
C
K
E
R
S**

******* WARNING *******

From the Sheriff's Department

To everyone using the lakes whether boating, fishing, or swimming. Please use 9 caution. With the recent storms and the water rise there are boats missing and submerged as well as docks missing and in the water. To prevent boat damage and injuries, we advise boating at slow speed until the water recedes to normal levels. **THANK YOU**

THE WINDSOR

50750 Outlet Bay Road
Barnes, WI
715-795-2315

JOIN US FOR SUNDAY FUN-DAY

LAST SUNDAY OF EVERY MONTH at 3:00 p.m.

MUSIC - DRAWING - SNACKS



**FOREST POINT RESORT
&
GOLF COURSE**

On Lower Eau Claire Lake
13702 S. Crystal Beach Road
Gordon, WI 54838
Phone: 715-376-2322
Web Site: forestpoint.com



FREE BLOOD PRESSURE & PULSE CHECKS

Diane Rupnow, RN is at the Barnes Town Hall most Thursdays from 10:00 a.m. to 11:30 a.m. to do a free blood pressure & pulse check.



Barnes/Gordon Wednesday Night Men's League
Call Dick or Andrea at 715-376-2322 for tentative start date and additional information.

Men's Tuesday Morning Scramble

All men are invited to come and have fun golfing in this scramble. No sign up needed, just come! \$ 3.00 entry fee. Call course for more info at: 715-376-2322

- THURSDAYS -

**TWO PEOPLE FOR THE PRICE OF ONE
"MUST BRING THIS COUPON"**

In order to qualify for the "two for one" pricing
Thank you. Forest Point Resort & Golf Club

Monday Night Couples League

Contact Sharon Hough 715-795-2320 for info



*Come and play our well kept 36 par golf course
Clubs, pull carts and riding carts available to rent*

*Full bar-Game Room-Cabins Available
Lakefront Beach w/Sandy Bottom—Playground*



THE DRUMMOND LIBRARY



Free Wi-Fi throughout the building
HOURS:

Monday: Closed
Tuesday: 10-5
Wednesday: 10-5
Thursday: 10-6
Friday: 10-5
Saturday: 9-1
Sunday: Closed



ADDRESS: 14990 Superior St, Drummond, WI 54832
PHONE: (715) 739-6290

BAHA MUSEUM NEWS

WE NEED YOUR HELP!

The Barnes Area Historical Association has begun a major project in establishing a “Heritage Village” on the grounds of the Museum. We are in the process of acquiring two historic buildings: the Pease School and the Kaufman family log cabin. We already have some old signs from around Barnes, as well as some items like an old water pump and plow which will fit well with the farm and school.

We envision that through preservation and replication, the village will be expanded with buildings and their cultural content. With exhibits and volunteers, perhaps in period costumes, BAHA will present educational programs so visitors may experience the rural simplicity of small town life in the early days of Barnes. We also want to educate children through interpretation and participation with enthusiastic retelling of the history of that time.

As more items are acquired, and through replicating fronts that resemble buildings that once stood in Barnes, we hope to have an extensive representation that will bring to life Barnes as it once was. There is ample room on the Museum property for the extended vision we have for the Village.

THE PEASE SCHOOL



This will be the second move for this building as it was originally built in the 1920s as the McNeil School up on County Road A toward Iron River. It was moved to Pease road in 1939. This one room school was typical of the design of schools of that period. After its use as a school, this building was turned into a residence and has been used as a vacation home for many years. The current owners, Doug & Carol Westerberg, have generously donated it to the museum so that many people can see what early Barnes life was like. In addition, it will give us more space for other displays and some upstairs storage rooms.

The process of moving the Pease School from its current home on Pease Road to our museum grounds has already begun with the pouring of a cement slab (see pictures). This month, we will also be re-roofing the building in place. The transport of the building is expected in September or October.

To accomplish this task, this is where your help is important. We have established the Heritage Village Committee, tasked with the job of planning, fundraising and developing the project. There are significant costs to install a foundation, move the school, and then begin restoring it to similar to what it was like when it was an active school.

The costs to put the school on site with a slab and foundation, footings for the porch, creating access under power lines, and some outside repairs are estimated to be \$16,525.00. The present owners are generously offering to provide the shingles for re-roofing. We hope to get volunteer labor for the roofing, but if we cannot, there would be an estimated cost to re-roof of approximately \$4,000.00. We will also need approximately \$6,500.00 to renovate the interior of the school and install utilities.

The Heritage Village Project has raised \$ 4,320 as of this writing. We need to raise the remaining funds, around \$9,025.00 by September 15th to move the building on site. The costs required for the remaining work could be raised in 2019.



The slab is poured for the Pease School

museum news—continued:

THE KAUFMAN FAMILY CABIN

Another historic building that has been donated to us is the log cabin that the Kaufman family was raised in, dating back to the late 1800s. The building has been donated to us by the Barnes family, and is the home that Gretchen Barnes, wife of Stanley Barnes, grew up in.

The costs estimated to do the move and the work needed to restore the log cabin are approximately \$11,875.00. If money is available this year to do this part of the project, we would begin this as well. If not, it would become part of next year's work.



PROJECT SUMMARY

So, in summary, we need your help with the funding of the total project. The Heritage Village is seeking financial help through Fundraising Events, Grants and other Charitable Foundations, but that takes time and we cannot count on any specific amount. It will take significant donations to reach the goals of the project, and much of it by this summer.

Current members of the Heritage Village Committee are; Ted Eastlund, Carol Andresen, John Amend, Carol Lebreck, Fred Barnes and Larry Bergman. We are asking you for your help with these important contributions. Obviously, large donations are needed, but any amount is welcomed and appreciated.

If you can help us with this important project, contact any Committee Member and they will help you. Volunteer help with the roofing and log cabin wood foundation is also welcomed and is considered a donation. We will issue a fundraising progress report every month in the News & Notes. We have posted a large fundraising thermometer on the bulletin board at the Museum. Monetary donations can be mailed to BAHA, 5555 James Road, Barnes WI. 54873.

The Museum has been met with popular success since its opening in 2016, and this project will bring the preservation of the history of Barnes to a new level of displays and educational opportunity. Please consider helping BAHA. We thank you in advance!

The Heritage Village Committee

The Barnes Area Historical Association will be moving the Pease School and the Kaufman Cabin to the new Heritage Village site behind the Museum building at Cty Hwy N and Lake Road.

The Heritage Village Project has raised \$4,320.00 as of this writing.

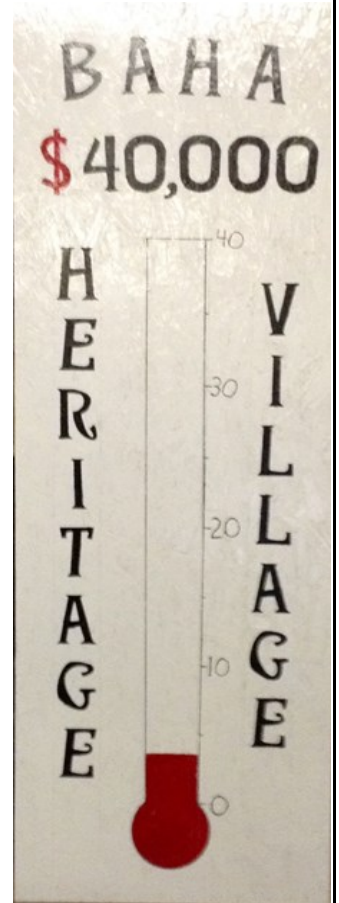
The foundation slab for the Pease School is scheduled for mid-July, re-roofing planned for sometime in July, and the move to its new Heritage Village location should happen in early fall.

**Thermometers Move Higher
in the Summer !**

**Your kind donations can help us
raise the mercury in ours to meet
our immediate goals.**

**WE STILL
NEED YOUR HELP**

**to meet our initial
goal of \$ 7,000 with another
\$10,000 by September 15th**



 **NICHOLSON
FOR U.S. SENATE**
★ *Send in the Marine* ★

Vote August 14

Paid for by Nicholson for Senate

REMEMBER



TO VOTE



**PARTISAN PRIMARY
ELECTION**

Polls Open

7:00 a.m. - 8:00 p.m.

TOWN OF BARNES TRANSFER SITE & RECYCLING CENTER
2018 HOURS OF OPERATION EFFECTIVE: APRIL 1 THROUGH NOVEMBER 1
SUMMER HOURS: Wednesday, Saturday & Sunday 8:00 a.m. to 2:00 p.m.

Bagged garbage fees: LARGE BAGS: \$ 3.00 / SMALL BAGS: \$ 2.00
 There are brush and leaf pits for these types of disposal. Brush pit now accepts stumps.
 NO HAZARDOUS DISPOSALS/ITEMS

Call the site at 715-795-2244 before bringing in large items.

SORRY—WE CANNOT ACCEPT TRASH OR RECYCLING FROM BUSINESSES

DISPOSAL FEES

- EMPTY REFRIGERATORS, FREEZERS, COMPRESSORS, DEHUMIDIFIERS \$ 20.00
- PROPANE TANKS; \$10.00
- STUFFED CHAIRS; \$10 OR \$15
- COUCHES; \$15 OR \$20
- MATTRESS/BOX SPRING-QUEEN OR KING; \$10.00 EACH
- MATTRESS/BOX SPRING-SINGLE OR DOUBLE; \$5.00 EACH
- HIDE-A-BED COUCH; \$25.00
- TIRES; \$5.00 EACH
- LARGE TIRES; TRUCK/TRACTOR-BASED ON SIZE DETERMINED BY ATTENDANT
- TV'S/ COMPUTERS, LAPTOPS; \$25.00
- MISC. FURNITURE; \$5.00
- CARPETING, PADDING, RUGS, DEPENDING ON SIZE; \$10.00 AND UP
- FLOURESCENT BULBS 8 FOOT; \$5.00 EACH
- FLOURESCENT BULBS 4 FOOT; \$2.00 EACH
- FLOURESCENT BULBS LESS THAN 4 FOOT; \$1.00 EACH
- CFL BULBS (IN DESIGNATED BOX); \$1.00 EACH
- BATTERIES; FREE
- ELECTRICAL APPLIANCES; FREE
- STOVES; FREE
- WASHER/DRYERS; FREE

**BRUSH AREA OPEN
ACROSS CTY HYW N
FROM THE TRANSFER
STATION**

Please, only "natural" brush,
branches, trees, and stumps

**PLEASE BE SURE TO
CHECK THE FIRE
DANGER BEFORE
BURNING ANYTHING.
THANK YOU !!**

RECYCLE ITEMS:

All Rinsed Plastic Bottles (No Food Residue Allowed)

- Water bottles
- Mouthwash bottles
- Beverage bottles
- Food jars
- Food containers
- Milk & water jugs
- Detergents
- Household cleaners
- Shampoo bottles
- Cooking oil
- Salad dressing
- Yogurt containers
- Margarine tubs
- Ketchup bottles
- Soap dispenser containers
- Plastic bags must be put inside one bag

Misc Items

- 8" max flower pots clean
- Aluminum, steel, tin food/beverage containers
- Clear, green, brown glass food/beverage bottles
- Newsprint, magazines, catalogs
- Corrugated cardboard

Aseptic Packaging Cartons

NON - RECYCLABLE ITEMS:

- Pizza Boxes (because of the grease)
- Paper Plates and Cups (with wax coating)
- Paper Towels
- Egg Cartons (Styrofoam)
- Kleenex
- PVC Pipe
- Over sized plastic items
- Oil Containers
- Solo Cups
- Plastic Plates
- Flower pots or trays over 8"
- Salt Tabs bags
- Top soil bags
- Window glass
- Rubber products
- Mirrors
- Fabrics
- Wood
- Drinking glasses
- Styrofoam
- LED light bulbs
- Large plastic toys
- Aerosol spray cans
- Containers that stored pain and chemicals

This list does not include all items but is a reference of what can and cannot be recycled

NAMEKAGON TRANSIT BAYFIELD COUNTY ROUTE


Bayfield County and Namekagon Transit are providing a route to serve the southern part of Bayfield County. The route originates in the Barnes area then picks up riders in Drummond and Cable, continuing into the Hayward area. Passengers will then have the ability to transfer to a "circular route" in Hayward, where they can travel from store to store or from one address to another, including the courthouse and various medical facilities. The cost for the service is \$1.00 one way and \$0.50 for seniors and persons with disabilities who have a Transit ID card. You **must** call by 1:00 p.m. the previous day to schedule a ride.

If you would like to have an application sent to you for a reduced fare or have any questions, please call Namakagon Transit toll free at (866) 295-9599 or 715-634-6633.

EVERY TUESDAY

- 9:50 Leaves the Barnes Community Center
- 10:10 Leaves the Drummond Library and Senior Housing
- 10:45 Leaves the Cable area/Rondeau Market
- 11:00 Arrive in Hayward at the Hayward Area Memorial Hospital
- 1:00 Begin return trip to Cable, Drummond and Barnes with stops as needed





Educational Event
**FURBEARERS OF OUR
NORTHERN LAKES AND LANDS**

**Saturday, August 18th
Barnes Town Hall**

8:30am: Breakfast | 9:00am: Program

Join John Olson, retired WDNR Furbearer Specialist, as he discusses the life and ecology of the furbearers of our northern lakes and lands - bobcats, coyotes, wolves, cougars, fishers, beavers - and exhibits pelts and artifacts.

REMEMBER YOUR BUTTONS !!!!!

**YES!
"THERE IS A BARNES, WISCONSIN"**

Back in the 70's, the Barnes Homemakers Club sold the buttons for fundraisers.

Tom Van Delist, came across one of the buttons in his mothers belongings and decided it was time to bring them back.

A GRAND gesture, they will be sold to help raise funds to support the new storage building for the Barnes ATV and Snowmobile clubs. Also, for the Barnes Notes and News.

Thank you Tom!

The buttons are \$ 4.00 each or 3/\$10.00
Buttons can be purchased at many local establishments.

**THANK YOU FOR YOUR SUPPORT
IT IS SO GREATLY APPRECIATED**

**KEEP YOUR EYES OPEN FOR
GARAGE SALES ON PEASE ROAD
TOWARD THE END OF AUGUST**



Cable Car Show

Saturday September 1st, 2018
Cable American Legion post 487

SEVERAL CATEGORIES OF VEHICLES

CARS, TRUCKS, AND MOTORCYCLES

NO FEES FOR SPECTATORS

Car show hours: 9am - 3pm

Registration: 9am-11am *no need to pre-register*

\$10 fee per entry (\$20 2 or more vehicles)

Trophies awarded at 3pm, Trophies courtesy of

Timber Ford of Hayward

Door prize drawings for entrants (must be present to win)

FOOD AND FULL SERVICE BAR AVAILABLE

Rain or shine - No pets please

* Contact: Gary (715-798-3022 or 715-580-0683)

MacQuarrie Canoe Tour on the Brule River



- HIGHLIGHTS**
- Stone's Bridge
 - May's Rips
 - Rainbow Bend
 - Lucius Lake
 - Wildcat Rapids
 - Big Lake
 - Winneboujou Landing

Join expert canoe guides to where MacQuarrie fished with Mr. President at sites described in his stories and at his own put-ins

WHEN: Sunday Aug 26, Approx 9AM-3PM

WHERE: The Brule River. Put-in at Stone's Bridge, Take-out at Winneboujou Landing

WHAT: A 4 1/2 hr narrated tour during a nine-mile downstream canoe paddle on the famous Brule. Canoes, paddles, PFDs, lunch, & transport provided.

REGISTRATION: Obtain Registration Form & Info from website: BAHAMuseum.org (CLICK ON "MacQuarrie Info"). Fee \$75

FOR MORE INFO OR REGISTRATION FORM: Contact Larry Bergman (larrybergman@yahoo.com, 715 795 2442) or Ted Eastlund (tedeast@centurylink.net, 505 506 6401)

BROUGHT TO YOU BY: Barnes Area Historical Association. **CO-SPONSORED BY:** The Friends of the Eau Claire Lakes Area, Eau Claire Lakes Conservation Club, Washburn Chapter Ducks Unlimited, Wild Rivers Trout Unlimited

For more information please visit our website at: www.bahamuseum.org

AUGUST SUDOKU *(Answers in this issue)*

			9		5		
	9				3	8	
			4	7		2	6
			6	9	2		
4	5				8		
	6						3
		1	5				
7							
	3					6	4

GENEALOGY

It is so important to have a connection with your family tree. Not only does gathering information make it easier for your children to pick up the process, it will spark something in you that you didn't realize you were looking for.

Start with your immediate family, branch to your grandparents and then just keep reaching further back.

Several websites are out there to help start your project:

Ancestry.com
 Genealogy.com
 My Heritage.com
 FamilySearch.org

Start your Family Tree Today.
 Don't wait!

Your loved ones won't always be there to tell the stories and provide the information.



**TRUST ME
 IT'S WORTH IT !**

Medicare 101

Beginning in January 2018, the Bayfield County Elder Benefits Specialist, Sheila Mack, will be providing "Medicare 101" presentations once per month, January through September, throughout Bayfield County. These presentations will introduce you to the basics of Medicare and give you the information you need to know before making any decisions about whether you want to enroll in all parts of Medicare at age 65, some parts of Medicare, or none of them; and the possible consequences of not enrolling when you are first eligible to enroll. You will also learn about the three types of insurance that supplement Medicare because Medicare only pays 80% of hospital and medical costs, and the need for creditable prescription drug coverage either through Medicare Part D or Wisconsin Senior Care.

If you will be turning 65 this year, attending one of these trainings is strongly encouraged. The time available for the Elder Benefit Specialist to work with you in the office is becoming more and more limited due to the increase in assistance being requested. To provide prompt and efficient service to as many clients as possible, this presentation will provide basic information on Medicare in a group setting rather than one on one in the Elder Benefit Specialist office. This training will give you enough information to understand your options and be ready to make decisions when it is time to do so.

Below is a list of the dates and towns/cities that Medicare 101 presentations will be offered. All presentations will start at 6:00 pm and last up to 2 hours, depending upon the information reviewed and questions asked by those attending the presentation. If you plan to attend, please register by the day before the presentation is held, by calling **Karen Bodin at 715-373-6144, ext.115**. Registration is necessary to prepare enough materials for everyone who attends.

- **August 14**, at the Iron River Community Center in Iron River, WI
- **September 11**, at the Drummond Public Library in Drummond, WI

Medicare
Vitamin D
Brain Wellness Check
Seasonal Affective Disorder
And more...

Sponsored by: UW Extension
University of Wisconsin
Bayfield County
County Administration Building
117 E. 5th Street
Washburn, WI 54891
Phone: 715-373-6104
Fax: 715-373-6304
Office Hours:
8:00 a.m. - 4:00 p.m.
Monday through Friday

Website:
<http://bayfield.uwex.edu/>

ADRC

Hours of Operation:
8:00 - 4:00 Monday through Friday
Phone: 1-866-663-3607

Visit the ADRC office:
117 E. 5th Street
Washburn, WI 54891
Appointments are not necessary,
but are helpful.
Website: www.adrc-n-wi.org

BILL'S GARAGE

**AUTO & TRUCK REPAIR
ASE CERTIFIED & INSURED**

**48670 US Highway 63 - Drummond, WI
Phone: 715-739-6969**

HOURS: MONDAY— FRIDAY 8-5 SATURDAY 8-12

**BATTERIES + TIRES + TIRE REPAIR + TUNE UPS
BRAKES + EXHAUST + COOLING SYSTEM FLUSHING
OIL CHANGE + LUBRICATION
COMPUTER DIAGNOSTICS + STEERING
SUSPENSION + TRANSMISSION REPAIRS**

**FOR THOSE OF YOU IN THE BARNES
AND EAU CLAIRE LAKES AREA**

**TAKE THE SHORT DRIVE TO
DRUMMOND, JUST SOUTH ON US 63**



**TALK TO BILL KOKAN
OVER 30 YEARS EXPERIENCE
CARS-VANS-LIGHT TRUCKS**

**KEEPING THE WHEELS TURNING IN SOUTHERN
BAYFIELD COUNTY**

.....ONE CAR AT A TIME

Medication Drop boxes in Bayfield County

Sara Wartman, BSN, RN Director/Health Officer
Bayfield County Health Department

With support from the Security Health Plan grant and other local funding sources, Bayfield County Health Department has installed three medication drop boxes and three sharps containers throughout the county. The medication drop boxes are located at the Bayfield County Sheriff's Department, Bayfield City Hall and the Iron River community Center. You can now dispose of old or expired medications at these locations.

Accepted Items: Prescription medications, control and non-controlled medications; over the counter medications; medication samples; vitamins; medicated ointments or lotions; inhaler.

3 Sharps Boxes are also stationed in the area. Contact Bayfield County for locations.

PICK YOUR OWN BERRIES

CHECK OUT LOCAL FARMS at: Bayfield Chamber of Commerce: # 715-779-3335 or www.bayfield.org

**There are many "Pick your Own" farms
in the Northern Wisconsin area.**

Apple Hill Orchard # 715-779-5425
Bayfield Apple Company # 715-779-5700 (mid July - Tart Cherries)
Blue Vista Farm # 715-779-5400 (mid July - August - Raspberries)
North Wind Organic Farm # 715-779-3254


AUGUST ANTICS

Across

1. Uncle with a top hat
4. Traps by stealth
10. Forest unit
14. Apr. consultant
15. Hide out indefinitely
16. "On Golden Pond" bird
17. One way to be left
19. Comfy cozy
20. Historic racehorse
21. Computer programmer, e.g.
22. ___ upswing (rising)
23. Truman's state
27. Flamed meat venue, briefly
31. Past potentates
34. Back on the boat
35. Where Moses floated
36. "Men in Black" quarry
37. Suffix with cynic
40. As well
42. Bovine chew?
43. Univ. mil. group
45. Help and comfort
47. Mugs of suds
49. 1990 Hackman thriller
53. Not one of the gang
54. You must read this?
58. Midshipman's counterpart
60. Transports for 36-Across
62. Way off base?
63. Circular
66. Ditto
67. Books in hotel drawers
68. "To Kill a Mockingbird" character
69. Observer
70. Second in the credits, often
71. Unusual gift of sight

Down

- | | | |
|---|--|---|
| <ol style="list-style-type: none"> 1. Dunderhead 2. For the bees 3. ___ cum laude 4. Artie or George 5. Generic 6. Astronaut with Armstrong and Collins 7. Color of Mao's little book 8. Continental abbr. 9. Place bugs or wires 10. Nonwinner 11. Presidential advisor, affectionately 12. Bounder 13. Tech. dept. in a university 18. Provide with a medal | <ol style="list-style-type: none"> 21. 2003 play-off 10-Down 24. Treadmill site, perhaps 25. Refine, as flour 26. Preminger of film 28. Letters on a Michelin 29. Hazy appearance 30. Proof letters 31. Bird over the waves 32. Long Greek promenade 33. First roofed ballpark 38. Wise words 39. Actress Rogers 41. Kimono tie 44. More like Simon Legree | <ol style="list-style-type: none"> 46. Parent, back and forth 48. Methuselah's father 50. Giant legend Mel 51. Treat the ice again 52. Egg quality 55. Pioneer bathyspherist William 56. Popular cookies 57. Legally block 58. Check out, as a joint 59. Not here 61. Gorbys former domain 63. Brit. broadcaster 64. Spanish river 65. They make hosp. deliveries |
|---|--|---|



2018 Gordon MacQuarrie Pilgrimage & Tour

Friday Evening, August 24 to Saturday Evening August 25. Barnes, Wisconsin
Relive MacQuarrie's Tales of the Old Duck Hunters Association

Guided Tour of lake sites that served as settings for MacQuarrie Stories

Walk in MacQuarrie's footsteps

Private tour of the Museum's MacQuarrie Exhibit

See his typewriter containing a "just-started" original manuscript, his pipe, decoys, boat, reels etc.

Hear experts talk about MacQuarrie and his stories

Meet locals who knew MacQuarrie or whose parents did. *Hear their stories.*

Friday, August 24, 2018

- 300PM to 600PM. Registration
- 500PM Welcome, Orientation, Reception, Buffet,
- 600PM Private Tour of MacQuarrie Exhibit at Nearby Barnes Area Historical Museum

Saturday, August 25, 2018

- 745AM: Registration & Continental Breakfast. Tour the lake where MacQuarrie's cabin, the headquarters of the Old Duck Hunters Association still stands. Visit nearby settings of MacQuarrie's stories. Walk in MacQuarrie's footsteps
- Lunch: Discussion
- 600PM. Dinner:
 - Round table discussion of MacQuarrie & stories, including
 - Pioneers, John Case & Dale Arenz whose initiative prompted the publishing of the Gordon MacQuarrie Stories by Zach Taylor
 - Dave Evenson, editor of a new MacQuarrie collection to be published in 2018
 - Hear stories from local old-timers who personally or their parents knew MacQuarrie
 - Discussion of experiences during the tour

Sunday August 26. 10am-3pm OPTIONAL Add-on MacQuarrie Canoe Tour on the Brule River (*See Separate registration form. Maximum participants will be 10*)

For Registration Form, Lodging Info: obtain from website: BAHAMuseum.org (CLICK ON "EVENTS")

For more information: contact Larry Bergman: larrybergman@cheqnet.net, (715 795 2442) or Ted Eastlund: tedeast@centurylink.net (505-506-6401)

Presented by the Barnes Area Historical Association. Co-sponsored by Friends of the Eau Claire Lakes Area, The Conservation Club, Washburn Chapter Ducks Unlimited, Wild Rivers Chapter Trout Unlimited



For more information please visit our website at: www.bahamuseum.org
Or follow us on Facebook



PUZZLES, FUN AND CHALLENGE

2	7	6	3	8	9	4	5	1
1	4	9	2	5	6	3	8	7
5	8	3	1	4	7	9	2	6
3	1	7	6	9	2	5	4	8
4	5	2	7	3	8	6	1	9
9	6	8	4	1	5	2	7	3
6	9	1	5	7	4	8	3	2
7	2	4	8	6	3	1	9	5
8	3	5	9	2	1	7	6	4


AUGUST SUDOKU ANSWERS

S	A	M		S	N	A	R	E	S		A	C	R	E	
C	P	A		H	O	L	E	U	P		L	O	O	N	
H	I	G	H	A	N	D	D	R	Y		S	N	U	G	
M	A	N	O	W	A	R					C	O	D	E	R
O	N	A	N		M	I	S	S	O	U	R	I			
			O	P	E	N	P	I	T	B	A	R	B	Q	
T	S	A	R	S			A	F	T		N	I	L	E	
E	T	S		I	S	M		T	O	O		C	U	D	
R	O	T	C		A	I	D			B	E	E	R	S	
N	A	R	R	O	W	M	A	R	G	I	N				
			O	U	T	S	I	D	E	R		O	B	O	E
C	A	D	E	T			S	A	U	C	E	R	S		
A	W	O	L			B	R	O	A	D	S	H	E	E	T
S	A	M	E			B	I	B	L	E	S		B	O	O
E	Y	E	R			C	O	S	T	A	R		E	S	P

AUGUST CROSSWORD ANSWERS

C
O
L
O
R

M
E



EAGLE SCOUTS

Dylan Tylicki joined with the Eau Claire Lakes Conservation Club to complete 50 bluebird boxes for part of his Eagle Scout project.

Club members Jerry Kaiser, Sam and Mike Frelichowski, and Greg Martin assisted Dylan with purchasing the materials, cutting the lumber, using power tools and assembling the boxes at a Saturday work session at the Norma Stone Conservation Club building.

The Conservation Club works on many projects throughout the area, and encourages anyone interested to attend the monthly meetings, April through October, 7:00 at the VFW. Next meeting is August 20th.



I never knew how much I had actually paid attention to mom when she canned until my first try at it. I remembered everything, even to seal it with a "little love." But after mom passed away, it was like I'd never canned before! I kept turning around to ask her what to do next.

Canning is a perfect way to make those memories with your family, and canned goods are such a wonderful gift to give.

Spend time together making memories
They are beyond priceless.

READY TO START CANNING ?

Here are some items that you'll need or may want to try to get started using the boiling water bath method of processing.

LARGE STOCKPOT: Choose a stockpot that holds at least 12 quarts and is tall enough to allow the jars to be fully submerged during processing.



LADLE: Allows you to safely pour the mixtures into jars through the funnel.

JAR FUNNEL: Place in the mouth of the jar to fill without spilling.

JAR LIFTER: Safely lift lids out of hot water with magnetic end.

BUBBLE REMOVER & HEADSPACE TOOL: Slide into the side of filled jar to release any air bubbles and measure headspace.

TONGS (with coated handles) Safely lift foods during canning or cooking.

JAR LIFTER: Safely remove hot jars from boiling water with one hand.

GLASS CANNING JARS, LIDS AND BANDS: Fill the glass jars with your yummy creation, then seal in the freshness with one-time-use lids and reusable bands.



BEFORE YOU START

Before you start canning, read recipe instructions and gather all equipment and ingredients. Inspect the glass canning jars carefully for any chips, cracks, uneven rims or sharp edges that may prevent sealing or cause breakage. Discard any imperfect jars.

TIPS FOR SUCCESSFUL CANNING:

- Select fruits and vegetables when they are at the peak of their quality and flavor, washing them thoroughly before using.
- Follow the directions for each recipe exactly—don't substitute ingredients or change the processing times. Prepare only one receipt at a time; do not double recipes.
- Substitute a cake cooling rack if you don't have a rack specifically made for canning. Place in the canner before you add the canning jars.
- Use only white vinegar when pickling.
- Use a canning funnel, which has a wide opening and sits on the inside of the mouth of the jar, allowing you to fill the jars cleanly and easily. Wipe the threads and rim of each jar to remove any food that spills.
- Reuse screw bands if they are not warped or rusty. Jar lids are not reusable however, so use a new one for each of your canned creations.
- Accurately measure the head space—the distance between the top of the jar to the food/liquid inside. This is critical because it affects how well the jar seals and preserves its contents. A clear plastic ruler—kept solely for kitchen use, is a big help in determining the correct headspace.
- Refrigerate leftover product if there's a small amount left that won't completely fill another jar. Use it within several days.
- Use non-metallic utensils when removing air bubbles from the jar and measuring head space.
- Store home-canned foods in your cupboard for up to one year.

HOT JARS VS. HOT STERILIZED JARS:

Why do some canning receipts call for hot sterilized jars, while others call simply for hot jars?

If the mixture will be processed in the boiling-water canner for 10 plus minutes, jars just need to be hot.

If it's less than 10 minutes, jars need to be sterilized in boiling water for 10 minutes (or 1 minute more for each 1,000 feet of additional altitude.)

You may ask, why do the jars have to be hot before hand? The liquid/food you're putting in them is boiling hot, thus if the jars are hot (besides the obvious sterilization) you aren't putting hot product into cold jars and taking a chance of them breaking either when the product goes in the jars or when you put them in the water bath.

PAY ATTENTION TO THE PECTIN

Liquid and powdered pectin are made from the natural pectin in apples and citrus fruits. However, they are not interchangeable. Always use the specific type of pectin called for.

-Taste of Home Test Kitchen

GOOD EATS - RECIPES

COFFEE CREAM CAKE

From: <https://iambaker.net/coffee-cream-cake/>

Prep Time 25 minutes / Cook Time 22 minutes Total Time 41 minutes

Servings 8 slices

Ingredients:

Cake

- 1 cup (2 sticks) unsalted butter
- 2 tbsp. instant coffee
- 1 cup boiling water
- 2 cups all purpose flour
- 2 cups granulated sugar
- 1/4 tsp. salt
- 2 tsp. baking soda
- 1/2 cup buttermilk
- 2 large eggs room temperature
- 1 tbsp. vanilla

Whipped Cream Cheese Filling

- 1 8 ounce package cream cheese
- 1 cup confectioners sugar
- 1 cup heavy cream

Coffee Icing

- 3/4 cup unsalted butter
- 1 tbsp. instant coffee crystals
- 1/4 cup half and half
- 4 cups confectioners sugar
- 2 tsp. vanilla extract

Directions

Cake

Preheat oven to 350 degrees

Start by melting the butter in a saucepan on the stove. Once the butter is melted, add in the instant coffee. Pour in the boiling water and remove from heat. Whisk until fully combined and then set aside.

In a large bowl, add flour, sugar, salt, and baking soda. Pour butter mixture over and whisk together.

In separate bowl mix buttermilk, eggs, and vanilla. Pour over batter and whisk until fully combined.

Prepare pans. I used two 8in rounds. Pour batter into pans and cook for 16-22 minutes or until an inserted toothpick is removed clean.

Let the cakes cool to room temperature then cut them each in half, creating four layers instead of two. You may need to level the cakes slightly if there is a large dome.

Place all the layers in the freezer for two hours.

Whipped Cream Cheese Filling

Add cream cheese to stand mixer with paddle attachment.

Add in confectioner's sugar and heavy cream and mix until light and fluffy. Transfer to a bowl and clean mixing bowl.

Coffee Icing

Melt butter on medium-low heat in a medium saucepan and then add the instant coffee.

Whisk in half and half and turn off heat.

Add in confectioners sugar and vanilla and whisk until there are no lumps. Let stand for 5 minutes.

To assemble cakes, place one layer on cake stand and cover in whipped cream cheese frosting. Place another layer and add more frosting. Continue until all four layers are in place.

Drizzle coffee icing over the top and allow it to spill over the sides.



CANNING IDEAS FOR GOODIES YOU'VE GROWN OVER THE SUMMER

BASIL JELLY:

From: Taste of Home 2012

Ingredients:

- 4 cups water
- 2 cups firmly packed fresh basil leaves, finely chopped
- 1 pkg (1-3/4 ounces) powdered fruit pectin
- 3 drops green food coloring, optional
- 5 cups sugar



Directions:

- In large saucepan, bring water and basil to a boil. Remove from the heat; cover and let stand for 10 minutes. Strain and discard basil. Return 3-2/3 cups liquid to the pan. Stir in pectin and food coloring if desired.
- Return to a rolling boil over high heat.
- Stir in the sugar.
- Boil for 1 minute, stirring constantly.
- Remove from the heat; skim off foam.
- Carefully ladle the hot mixture into hot half-pint jars, leaving 1/4 inch headspace.
- Remove the air bubbles, wipe rims and adjust lids.

Serve with cream cheese on Triscuit crackers

YIELD: 6 half pints

LAST CALL !!!!

BAHA NEEDS YOUR RECIPES

If you have recipes which are special to your family or that you received from a family in Barnes, Baha wants to include them in a cookbook. Please include any anecdotes or stories about when that food was eaten, the person who usually cooked it, or anything else interesting about the recipe.

PLEASE EMAIL THEM TO:

lupeet101343@gmail.com or call 715-795-2145 to get her mailing address.

**GET THEM IN BY SEPTEMBER
TO BE INCLUDED.**

**PLEASE SUPPORT THE Baha COOKBOOK
AND SEND IN YOUR RECIPES.**

**WE WELCOME ANY FAMILY FAVORITES
FOR WILD GAME AS WELL!**

GOOD EATS - RECIPES

LOUISIANA HOT CRAB DIP

From:

Ingredients:

1/2 lb jumbo lump crabmeat, free of shells
1 (8 ounce) package cream cheese
1/2 cup mayonnaise
1/4 cup grated Parmesan
3 Tbsp minced green onions (white and green parts)
2 large garlic cloves, minced
2 tsp Worcestershire sauce
2 Tbsp fresh lemon juice
1 tsp hot sauce
1/2 tsp Old Bay seasoning
Salt and pepper to taste



Preheat oven to 325 degrees F.

Combine ingredients and add to a casserole dish.

Bake for 35 minutes until lightly golden on top.

Serve while it's hot with buttered crackers...

DO NOTHING TORNADO CAKE

From:

Ingredients

Cake-

2 cups all purpose flour
1 teaspoons baking soda
2 cups granulated sugar
2 large eggs
1 teaspoon vanilla extract
20ounce can crushed pineapple

Topping-

1/2 cup salted butter
1/2 teaspoon vanilla extract
2/3 cup evaporated milk
1 cup granulated sugar
1 cup chopped pecans
1 cup sweetened coconut flakes



Instructions

- Preheat your oven to 350 degrees and grease a 9x13" baking pan with butter
- In a large mixing bowl, mix together your flour, sugar, baking soda, eggs, vanilla, and crushed pineapple
- Pour into your baking pan and bake for 40-45 minutes or until golden brown
- Poke several holes in the cake with the handle of a wooden spoon in a medium sized sauce pan, heat your butter, sugar, evaporated milk, and vanilla until it reaches a boil
- Mix in your pecans and coconut and continue cooking for about 5 minutes on medium heat, stirring constantly
- Pour your topping evenly over your cake, slice, and enjoy!

CUCUMBER TOMATO AVOCADO SALAD

From:

Ingredients:

1 lb Roma tomatoes
1 English cucumber
1/2 medium red onion sliced
2 avocados diced
2 Tbsp extra virgin olive
2 Tbsp fresh lemon juice
1/4 cup 1/2 bunch cilantro, chopped
1 tsp sea salt or 3/4 tsp table salt
1/8 tsp black pepper



Instructions

- Place chopped tomatoes, sliced cucumber, sliced red onion, diced avocado, and chopped cilantro into a large salad bowl.
- Drizzle with 2 Tbsp olive oil and 2 Tbsp lemon juice.
- Toss gently to combine. Just before serving, toss with 1 tsp sea salt and 1/8 tsp black pepper.

Note: if you aren't keen on cilantro, fresh dill is a good substitute

CARAMELIZED ONION JAM

From: Taste of Home 2012

Ingredients:

4 whole garlic bulbs
1 tsp canola oil
5 cups chopped sweet onions (1-1/2 lbs)
1/4 cup butter, cubed
3/4 cup cider vinegar
1/2 cup bottled lemon juice
1/4 cup balsamic vinegar
1-1/2 tsp ground mustard
1 tsp salt
3/4 tsp white pepper
1/2 tsp ground ginger
1/4 tsp ground cloves
6 cups sugar
1 punch (3 ounces) liquid fruit pectin




Directions:

Remove papery outer skin from garlic (do not peel or separate cloves). Cut top off garlic bulbs; brush with oil. Wrap each bulb in heavy-duty foil. Bake at 425 degrees for 30-35 minutes or until softened. Cool for 10-15 minutes.


In a Dutch oven, saute onions in butter for 30-40 minutes or until lightly browned. Squeeze softened garlic into pan. Stir in the cider vinegar, lemon juice, balsamic vinegar, mustard, salt, pepper, ginger and cloves. Bring to a rolling boil. Gradually add sugar, stirring constantly. Return to a boil for 3 minutes.

Add pectin; bring to a full rolling boil. Boil for 1 minute, stirring constantly. Remove from the heat; let stand for 3 minutes. Skim off foam. Pour hot mixture into hot jars, leaving 1/4 inch headspace. Wipe rims and adjust caps. Process for 10 minutes in a boiling-water bath.



ARE YOU READY
FOR
BACK TO SCHOOL ?

Got your supplies?
New Clothes?
Sports stuff?
Shoes?



Jim's BAIT

EAU CLAIRE LAKES
BARNES, WISCONSIN

Jim's Bait & Convenience Store

Open 7 a.m. Daily
Corner of Hwy 27 and Lake Road
Barnes, WI

Phone: 715-795-3150
Find Us on FB at "Jim's Bait of Barnes,
Wisconsin"

ONE-STOP SHOPPING!

GROCERIES AND
PAPER GOODS
REGULAR &



Non-Ethanol Gas



LIVE BAIT

FISHING / HUNTING LICENSES * FISHING SUPPLIES & SPORTING GOODS
LIQUOR / WINE / BEER / ICE * 20 LB. LP FILLS
BAYFIELD COUNTY PLAT BOOKS
BACON, PEPPER STICKS & BRATS FROM JIM'S MEAT MARKET
(IRON RIVER, WI)
DEER CORN * RUG DOCTOR
Eau Claire Lakes Picture Frames & Wine Glasses
Local Area Souvenirs
Leanin' Tree Cards For All Occasions
Schmelke Pool Cues

WELCOME FISHERMAN

"BARNES - A BREATH OF FRESH AIR"
NOW AVAILABLE

CHECK OUT OUR CLOTHING SECTION

ALWAYS CHECK WITH THE DNR / TOWN
OFFICE FOR LOCAL FIRE HAZARD STATUS



BACK AT
DARK-THIRTY



FOR FISHING & HUNTING REGULATION
QUESTIONS - PLEASE CONTACT:

DNR Call Center Toll Free 1-888-DNR INFO
(1-888-936-7463) / Local: (608) 266-2621
7 days a week - 7:00 a.m. to 10:00 p.m.

PLEASE VISIT LOCAL
ESTABLISHMENTS FOR CURRENT STATE RULES
& REGULATION PAMPHLETS

CHECK ONLINE at:

dnr.wi.gov or gowild.wi.gov



EAU CLAIRE LAKES CHAIN -

- 1. Robinson Lake to Birch Lake.** Navigable by canoes, kayaks, and most pontoons or speedboats. No bridges to go under.
- 2. Birch Lake to Upper Eau Claire.** Navigable by canoes, kayaks, and most pontoons or speedboats. Bridge at Lake Road, just before entering Upper Eau Claire.
- 3. Bony Lake to Middle Eau Claire.** Navigable by canoes, kayaks, and medium-sized fishing boats or speedboats. Bridge at Highway 27.
- 4. Middle Eau Claire to Lower Eau Claire.** This connection includes a lock and dam that can handle canoes, kayaks, and small fishing boats. Paddlers may find it quicker to just portage up and over South Shore road. Above this point, the river is navigable by canoes, kayaks, and most pontoons or speedboats—pretty much anything that can get under the bridge at River Road.
- 5. *Upper Eau Claire to Middle Eau Claire.** This narrow, rocky passage gets an asterisk because it's only navigable by canoe or kayak. Even then, it's most feasible as a one-way downstream trip. Begins at outlet dam; portage is on private land.

Notes: Sweet Lake, Schuenberg Lake and Smith Lake are all accessible from Upper Eau Claire. You can Canoe or kayak for get into Sweet Lake, or possibly portage a boat through the narrow channel.