



Welcome Home to the:

May 2018

BARNES NOTES AND NEWS

Volume 2, Issue 1

Free

The **BARNES NOTES & NEWS** is the new source of our area's community events and happenings, obituaries and other items of interest. We continue to welcome you to place your ads, submit events or articles, and stories. Please contact the owner/editor: **Julie (Friermood) Sarkauskas** at barnesnotesandnews@gmail.com or call 715-795-2775.

Find our link on the Town of Barnes Website !!! Visit: Barnes-wi.com / Community / Barnes Notes and News



Dear Family and Friends - With another Memorial Day upon us, we once again revere those who have fallen. What they sacrificed is something we can only imagine, and we must NEVER forget. Please, **MAKE** the time to thank a vet for their service, their bravery and their sacrifices. We stand here today, only because of people doing more for us than they needed to. We are free today, only because so many believed freedom was worth those sacrifices. We are "us" today, because of this and so much more.

We should ALWAYS thank our vets every single day of the year. Pray for those that served, pray for those that are serving. Shake the hand of every vet you see and tell them **THANK YOU!** Without them ...?God only knows.



I can't believe it's been one year already since the first issue of the Barnes Notes and News hit the shelves. Thank you for your support, your praise and for your help. I could NOT have done it without you ! We've come a long way since the first "trial" issue, and in getting the news, happenings, sad things and fun things to you. We will continue to bring as much information as we can to you, and will certainly have more stories and articles about our local people and businesses coming your way. There are so many stories that could have been included in what we shared with you, just not enough time. We would love to share any additional stories you may have about the businesses and people we showcased.



This month in **Reminiscing** we share Sportsman's Lodge. LeRoy Lee was kind enough to pull the story together and to share his story with us. Growing up here, there is still so much that I'm not aware of or had just plain forgotten, and it just might spark some long lost memories in you as well.

God Bless - Julie Sarkauskas

Included in this issue:

- Advertisements
- Thank you's, Birthdays and Anniversaries
- BAHA
- Barnes Food Shelf
- Calendar of Events
- Church News & Events
- Barnes Book Club
- Local News & Events
- Good Eats/Recipes
- Obituaries
- Puzzles
- Red Hat Ladies
- "Reminiscing"
- Senior Meals
- Town of Barnes
- Office Hours
- Town Board
- Transfer Site
- UFO Crafters

FIRE DANGER HIGH—BE SURE TO CHECK WITH THE DNR OR TOWN OFFICE BEFORE BURNING

MEMORIAL WEEKEND HAPPENINGS

Barnes V.F.W. Post 8329
In Memory of those who have fallen
11:00 Graveside Service at the Barnes Cemetery
Gathering at the Barnes V.F.W. following service
52325 Lake Road



Cable American Legion Post 427 March
Monday May 28th
9:00 Seeley—Cemetery
10:00 Drummond—Ends at the Town Hall/Civic Center
11:00 Cable—Rondeaus to the Legion triangle by the Brick House



Sunday Funday at the Windsor
50750 Outlet Bay Road. Barnes
3:00 - Music with Russ



Barnes Lions Club Pancake Feed
Cedar Lodge 3760 Cty Hwy N, Barnes
Sunday May 27th - 8:00 a.m. - 12:00 noon

Memorial Day Sale - M&M Greenhouse
52716 Robinson Lake Road, Barnes



Memorial Day Weekend Music & Dance
9:00 p.m. - ?? at the Cabin Store
1040 Lake Road, Barnes

SEE REVISED PAGE 9 - "GUY STUFF" POLE BARN SALE



WISHING ALL OF YOU A HAPPY MOTHERS DAY

MOM'S, WIVES, AUNT'S, GRAMMA'S SISTERS and PET MOMS.

YOU ALL DESERVE A HUG, A KISS, A ROSE AND A DAY OFF.

SUPPORT OUR STUDENTS DRUMMOND SCHOOL DISTRICT

- Baseball * Softball * Track
- Spring Concert
- GRADUATION

Barnes Notes and News, LLC

50690 Pease Road
Barnes, WI 54873
715-795-2775



BARNES AREA CALENDAR OF EVENTS: MAY 2018



Tues. May 1	POTAWATOMI Facilities Open! PPOA: 715-795-2542 <i>Subject to weather conditions</i>
Thur. May 3	NATIONAL DAY OF PRAYER Barnes Community Church: 715-795-2195
Fri. May 4	SEASON OPENING! MOTHER'S DAY SALE through Sun. May 6, 30% off all hanging baskets. Spring Hours: Open Fri. through Sun. to the end of May. M&M Greenhouse: 715-795-2100
Sat. May 5	KENTUCKY DERBY PARTY - Prize for best hat! Hat judging at 2:00 p.m. at the Cabin Store: 715-795-2561
Mon. May 7	BARNES LIONS CLUB Meeting 6:00 p.m. at Maki's Restaurant. Lions Club: 715-795-2047
Sat. May 12	VFW POST 8329 EVENT TO BE DETERMINED at VFW Hall. Smoking Pavilion. Bar open at 12:00 p.m. VFW: 715-795-2271
Sun. May 13	MOTHER'S DAY SERVICE 10:30 a.m. at the Barnes Community Church: 715-795-2195
Sun. May 13	HAPPY MOTHER'S DAY! A rose for the ladies at the Cabin Store
Mon. May 14	FRIENDS OF EAU CLAIRE LAKES AREA Board Meeting 1:30-4:00 p.m. Location: Barnes Town Hall
Tues. May 15	REGULAR TOWN BOARD MEETING 6:30 p.m. at Barnes Town Hall: 715-795-2782
Tues. May 15	GORDON BARNES GARDEN CLUB Meeting 9:30 a.m. meet at Town Hall to begin Greenhouse Tour. Call 715-795-2821
Thur. May 17	BARNES AREA HISTORICAL ASSOCIATION (BAHA) Meeting 9:00 a.m. at Museum, corner of Lake Rd. & Cty. N. 715-795-2145.
Sat. May 19	BAHA MUSEUM SEASON OPENING 10:00 a.m. - 3:00 p.m. The Barnes Area Historical Association Museum opens for the season, corner of Lake Rd. & Cty. N. 715-795-2145. www.bahamuseum.org
Sun. May 20	BARNESTORMERS SNOWMOBILE CLUB Regular meeting at Cabin Store 9:30 a.m.
Mon. May 21	EAU CLAIRE LAKES CONSERVATION CLUB (ECLCC) Meeting 7:00 p.m. at VFW Post. ECLCC: 715-376-4431
Tues. May 22	VFW POST 8329 Meeting 6:00 p.m. at VFW Hall. VFW: 715-795-2271
Tues. May 22	VFW POST 8329 AUXILIARY Meeting 6:00 p.m. at VFW Hall. Auxiliary: 715-795-2271
Fri. May 25	MEMORIAL DAY SALE through Mon. May 28 at M&M Greenhouse: 715-795-2100
Sat. May 26	MEMORIAL DAY WEEKEND MUSIC & DANCE 9:00 p.m. - ?? at the Cabin Store: 715-795-2561
Sat. May 26	POTAWATOMI OPEN HOUSE -9:00 a.m. in the Wannigan-PPOA-715-795-2542
Sat. May 26	PPOA Board of Directors Meeting 10:00 a.m. in the Wannigan. PPOA: 715-795-2542
Sun. May 27	WORSHIP TIME CHANGE to 9:30 a.m. and MEMORIAL DAY SERVICE at Barnes Community Church: 715-795-2195
Sun. May 27	BARNES LIONS CLUB PANCAKE FEED 8:00 a.m. – 12:00 noon at Cedar Lodge. Lions Club: 715 795-2047
Mon. May 28	VFW POST 8329 & AUXILIARY GRAVESIDE SERVICE 11:00am at Barnes Cemetery. Beverages available following services at VFW Hall. VFW & Auxiliary: 715-795-2271
Mon. May 28	MEMORIAL DAY HOLIDAY - Town Offices Closed

Judy Bourassa, Town Clerk / Treasurer
clerk@barnes-wi.com

Phone: 715-795-2782 Fax: 715-795-2784
 3360 County Hwy N - Barnes, WI 54873

Visit: Barnes-wi.com for town minutes

TOWN OF BARNES BOARD MEMBERS

Chairperson: Chris Webb
Supervisor: Donna Porter
Supervisor: Seana Frint
Supervisor: Tom Emerson
Supervisor: Zach Desrosiers
Foreman: Eric Altman
Constable: Mike O'Keefe

CONGRATULATIONS
SEANA FRINT
 &
TOM EMERSON



BARNES SENIOR MEALS - MAY 2018 MENU



How to Register for a Senior Meal at the Barnes Town Hall

Meals are served at the Barnes Town Hall Monday - Thursday at 12:00 p.m.

To reserve a meal or cancel a meal, please call (or stop by) the Barnes Senior Meal Site at 715-795-2495 between 10:15 am to 1:15 pm Monday - Thursday.

If you are not able to call between 10:15 am to 1:15 pm Monday - Thursday to reserve a meal or cancel a meal, please call the Bayfield County Department of Human Services at 1-888-717-9700, press 178 and leave the following information by 3:00 pm, Monday through Friday: Your name, phone number, date you would like to reserve a meal and the meal site (Barnes)

Week 1: 5/1 to 5/3 **Week 2:** 5/7 to 5/10 **Week 3:** 4/14 to 4/17 **Week 4:** 5/21 to 5/24 **Week 5:** 5/28 to 5/31

Monday	Tuesday	Wednesday	Thursday
	Hearty Beef Barley Soup, Egg Salad Sandwich on WW Bread, Tomato Spoon Salad, Green Grapes, Milk, Veg Alt: Hearty Barley Soup	Cider-Braised Pork Loin, Scalloped Potatoes, Peas & Carrots, Cherry Dessert w/ Pineapple, WW Bread w/butter, Milk, Veg Alt: Cider-Braised Tofu Cutlet	Beef & Bean Taco Pie w/lettuce, tomatoes, Sour Cream & Mild Picante Sauce, Pineapple Tidbits, Frosted Brownie, Milk, Veg Alt: Black Bean Taco Pie
BBQ'd Meatballs, Garlic Buttered Potatoes, Parslied Carrot Coins, Lemon Fruit Salad, WW Roll w/butter, Milk	Chicken Cacciatore over WW Pasta, Italian Blend Veggies, Orange, Milk, Veg Alt: Italian Bean Cacciatore over WW Pasta	Ham & Cheddar Cheese Sandwich on WW bread, Split Pea Soup, Broccoli Salad, Rhubarb Dessert, Milk, Veg Alt: Cheese Sandwich	Baked Chicken, Baked Potato w/ butter & sour cream, Baked Squash, Strawberry Shortcake w/ whipped topping, Potato Roll w/ butter, Milk, Veg Alt: Baked Tofu
Hot Turkey Sandwich on WW Bread, Mashed Potatoes & Gravy, Brussels Sprouts, Diced Peaches, Milk	Beef Shepherd's Pie, Sliced Tomatoes, Apple, WW Roll w/ butter, Milk, Veg Alt: Meatless Shepherd's Pie	Scalloped Potatoes & Ham, Romaine Lettuce Salad, Cranberry Crunch Salad, Rye Roll w/butter, Milk, Veg Alt: Potato Parsnip Tofu Gratin	California Burger on buttered bun w/lettuce, tomato, onion & green pepper, Baked Beans, Potato Salad, Cake, Milk, Veg Alt: Veggie Burger
Ring Bologna & Sauerkraut, Steamed Potatoes & Carrots, Mandarin Oranges, Dark Rye Bread w/butter, Milk	Chilled Tuna Macaroni Salad, Pickled Beets, Pineapple w/ Cottage Cheese, Banana, Milk	Chili, Egg Salad Sandwich on WW Bread, Peas & Cheese Salad, Sliced Pears, Milk, Veg Alt: TVP Chili	Cornish Game Hens, Buttered Baby Red Potatoes, Green Beans, Cranberries, Cheesecake, WW Bread w/butter, Milk, Veg Alt: Roasted Garbanzo Bean Loaf
Closed In Observance of Memorial Day	Sweet & Sour Pork over Steamed Brown Rice, Steamed Broccoli Florets, Baked Cinnamon Apple Slices, Milk, Veg Alt: Sweet & Sour Tempeh	BBQ'd Pork Riblet on a buttered bun, Seasoned Potato Wedges, Baked Beans, Creamy Cucumbers, Milk, Veg Alt: Black Bean Burger	Lasagna, Tossed Salad w/ tomato slices, Seamed Corn Niblets, Butterscotch Pudding Graham Cracker Dessert, Milk, Veg Alt: Cheese Lasagna



ROAD CLEAN UP HAS BEGUN WE NEED YOUR HELP IN CONTINUING THE EFFORT.



Please be sure to pick up anything that blows out of your vehicle or trailer. We have organizations and clubs in town that have "clean up" events. Check in with them to offer your time.

WE GREATLY APPRECIATE YOUR HELP IN KEEPING OUR TOWN CLEAN.

NICER DAYS ARE HERE: Reminder: Walk **against** traffic (ditch to your left). Bike **with** traffic (ditch to your right). **PLEASE** make sure your dog is always on the "ditch" side of you and not on the road side of you. (It's for your safety, your pet's safety & the safety of others) ***I'd like to thank those of you who are walking your pets on the inside of you, away from the road.***

QUESTIONS, COMMENTS or CONCERNS

If you have any questions or comments on what you see here, we would like to hear from you. If you have an item that you would like to see in the Barnes Notes and News, please contact Julie (Frierwood) Sarkauskas at barnesnotesandnews@gmail.com

THANKS TO YOU ALL FOR YOUR SUPPORT. GOD BLESS

LIKE US ON FACEBOOK

Donations are welcome and appreciated.

Your generous donation will be applied as sponsorship to our community pages.





**AIS Volunteer
Appreciation
Luncheon**
12:00 Noon
Friday, May 4th, 2018
Barnes Town Hall

Hosted by the Town of Barnes AIS committee

Please join us and bring your spouse or a friend who shares the enthusiasm for keeping our lakes free of invasive species. An update on the AIS committee activities will follow the lunch.

OUR MYSTERY HAS BEEN SOLVED !!

Our "special guest" is still scheduled to arrive in Barnes sometime this summer, at which time a grand Homecoming Party will be held in his honor. We have two correct guesses !!!

Teresa & Gary Scharlau & Marie Hughes

Clue # 6: Although he is still considering his final plans, he has confirmed that he will arrive in Barnes sometime during the 2018 summer season.

Clue # 5: "Although he was severely injured in a hunting accident a number of years ago, incredible efforts have been made over the years to help him return to Barnes."

Clue # 4: No need to hunt for it.

Clue # 3: He has always been known for having rather amazing headwear.

Clue # 2: He still has a number of relatives in the area.

Clue # 1: He last visited our area back in 2005.



STORAGE



*Store your boats, pontoons, cars, campers, s
snowmobiles, ATV's, tree stands*

If you have it, we can store it!

We can winterize and we can pick-up.

Gregg Frierhood — Barnes, WI

Call now - (715) 558-2899 or (715) 795-2247



**Barnes VFW Post 8329
FISH FRY FUNDRAISER**



The Barnes VFW post would like to send out our sincere appreciation and thank you to the many volunteers that worked so hard and gave up their Friday nights to make yet another unbelievable success in our Friday Fish fry scholarship fund raiser. Just a well fine tuned group. What a total outstanding team to work with just can't thank you enough.

The scholarships will be awarded May 16th at the Drummond high school.

CLEAN BOATS - CLEAN WATERS



As we begin the 2018 boating season, I'd like to remind you of some checklist items.

- Be sure the correct number of lifejackets are in your boat.
- Make sure the plug is in your boat before backing down the ramp.
- Inspect, drain and clean all boats and gear of weeds, mud and water. This includes water toys such as rafts, tubes and skis as well as kayaks and canoes.

Do not add lake water to leeches and minnow. If you add lake water you are required by law to only use them on that body of water.

Our invasive concerns are Zebra Mussels, Yellow Iris and the Blood Shrimp. These were found last year in nearby Minnesota. If you notice any strange plants or animals, please advise the person doing Clean Boats inspections or send me a text. It's up to the boating public to help prevent the spread of invasive species that will harm our lakes.



Blood Shrimp

Zebra Mussel



If you have some extra time, please consider spending a couple hours at a boat landing. Hours include weekdays, not just weekends. Volunteer Monitor training is May 4th - 12:00 noon at the Barnes Town Hall

Thank you for your efforts and support to keep our lakes clean and safe for the next generation. - Sally Pease (Text: 715-559-0614)

Barnes Lions Club



**Women's Softball Tournament
August 11th & 12th, 2018**

Interested teams

**Please contact Deb at:
715-795-3206 or 715-699-4002**



**...AND A BIG THANK YOU TO STEVE
VANDERBURG AND CREW FOR ANOTHER
FANTASTIC APRIL FISH FRY SEASON.
YOUR HARD WORK IS SO APPRECIATED**



M&M GREENHOUSE

SEASON OPENING!
MOTHER'S DAY SALE through Sun. May 6th
30% OFF ALL HANGING BASKETS
Spring Hours: Open Fri. through Sun. to the end of May





THE PET PAGE

WARMER WEATHER IS COMING AND SO ARE THE BUGS!

Make sure you've got your pets on Front Line, etc. as the ticks, fleas, mosquitos, and flies will soon be waking up. It seems they come out in full force the minute the snow starts melting. This year is no different than any other so please be sure your pets shots are up to date, that their license is current and rabies tag is on their collar. Check the Town of Barnes leash and public area laws to keep your dog safe.

KEEP YOUR VET'S NUMBER HANDY AT ALL TIMES.

LOCAL VET INFORMATION:

NORTHSTAR VETERINARY CLINIC/HOSPITAL

Dr. Sammi Pumala # 715-739-6823
52545 Old 63N, Drummond

SEELEY VETERINARY CLINIC

Dr. John Mundel # 715-634-5996
12942W County Rd OO, Hayward (Seeley)

NORTHLAND VETERINARY SERVICES

Dr. Monica Brilla # 715-372-5590
8560 Topper Rd, Iron River

HAYWARD ANIMAL HOSPITAL

715-634-8971
15226W Cty Rd B, Hayward



YOUR BABY AND AGING:

Just the thought of our dogs suffering silently from hidden pain breaks the heart of any dog parent. Sadly, research shows that 4 out of 5 dogs over the age of 8 are suffering from some kind of joint pain. While we humans have the ability to reach for pain meds and talk to our doctor about symptoms, are precious pups do not. In fact, **dogs are quite good at keeping their joint pain a secret.**

Why do dogs hide signs of pain? As pack animals, not showing their suffering has clear survival benefits. The ancestors of modern dogs would commonly leave behind a member of the pack who was in pain and slowing down the group as a whole. As a result, dogs have learned to hide their pain very well. Fortunately, there are some subtle signs we can look out for:

Top 6 Signs of Canine Joint Pain

- #1 – Weight Gain:** Obesity is often an indirect sign of joint pain, as dogs become less active due to the pain.
- #2 – Difficulty in getting up to greet you:** This is one of the most often cited signals. If your dog usually jumps up to greet you or visitors when they first walk in the door, but suddenly stops this behavior, there may be something wrong.
- #3 – Limping:** Often arthritic dogs experience limping right after getting up from lying down. The limp may not last for long, and might only occur a few moments after getting up.
- #4 – Decreased energy:** If your dogs overall energy has taken a turn for the worse, they may be feeling the pains of inflamed joints.
- #5 – Irritability:** If your dog has become irritable for no apparent reason, they may be suffering from a hidden pain of some kind.
- #6 – Increased licking, biting, or chewing:** Pay attention to where your dog is licking or grooming themselves. Excessive or unusual attention in one area of the body might be a result of joint pain.

If you have not yet noticed any signs of joint pain, you're very lucky, as most dogs will be affected by the condition at some point in their lives. The best time to take action is before symptoms are present. Sadly, most dogs will be affected at one time or another by joint pain. There are many factors influencing when or how bad the symptoms might be. In general, the larger the breed of dog, the more likely they are to suffer from joint pain, and the earlier you need to start preventative measures.

What are the top strategies for mitigating canine joint pain?

- #1 – Maintain a healthy weight:** Make sure you know the healthy weight of your dog. All those treats and table scraps can add up to a lot of calories!
- #2 – Consistent exercise:** Different breeds need different levels of exercise. Low impact, consistent walks are good for both your dog and yourself. Swimming is a great option for dogs with severe mobility issues.
- #3 – Massages:** For dogs already suffering from joint issues, a massage can go a long way to help relieve tension and increase flexibility. Just make sure you pay attention to your dog's responses and notice which areas might be sensitive to the touch.
- #4 – Comfortable bedding:** Do not skimp on your dog's bed! Make sure they have adequate padding for their weight, and replace when worn out. Better yet, let them sleep with you!
- #5 – Supplementation:** Many veterinarians recommend supplementing with a high-quality glucosamine, MSM, and Chondroitin supplement. In recent years, turmeric has also become a popular ingredient for joint support.

When Should I Begin Using a Joint Care Supplement?

The larger the breed of dog you have, the earlier you should consider supplementation. The following breeds in particular are prone to more severe joint problems. Many veterinarians recommend supplementation for these breeds as early as 3 years old. Joint pain is an absolutely terrible thing to observe in our dogs. Talk to your vet and come up with a plan.

Breeds affected include:


German Shepherds * Golden Retrievers * Labrador Retrievers * Rottweilers * Mastiffs * Great Danes * Dachshunds * Newfoundlands * St. Bernards



**GOD BLESS
OUR
CANINE VETS**

BENEFITS OF TURMERIC FOR YOUR SENIOR PETS:

Turmeric (or Indian saffron) is the spice that gives curry it's yellow color. Veterinary approved supplements for dogs often contain Curcumin – the active ingredient in Turmeric – because it acts as a natural anti-inflammatory and antioxidant. Researchers and nutritionists are singing its praises as a medically effective herb for the mind and body of both people and pets.



GEORGIA'S IS OPEN

NEW OWNER: GEORGIA'S SON BRYAN

"HAPPINESS IS HOMEMADE"



**NOW OPEN EVERY DAY
11:00 to Close**

Ellison Lake Rd, Barnes, WI
Phone: 715-795-2121



HUGE GARAGE SALE SATURDAY— SUNDAY

MAY 25TH AND 26TH

8:00 - 3:00

2320 Pickerell Lake Road

Barnes, WI

House and Cabin Décor
and so much more!!!



DUVAL SPRING FLING

Barnes VFW

May 19th , 2018

1:30 p.m. to 5:00 p. m.



Music by Russ

- May bring a dish to pass -

EVERYONE WELCOME !



JEFFREY "SNUFFER" ERICKSON

MAY 12th, 2018

12:00 p.m. to ??

BARNES VFW



SAFETY REMINDER:

DID YOU KNOW....

The ATV/UTV speed limit on town roads is 25 mph
and headlights are required to be on at all times?
Let's be safe out there!



Annual Co-ed Softball Tournament

June 29th & 30th
Barnes VFW

BBQ Chicken, Drinks and Fun!!

Camping and lodging available
For more Information, please call
Tiffany Mallory @ 715-816-0294

HAPPY 50th ANNIVERSARY JOHN AND NANCY LOUGHREN



John and Nancy Loughren,
Barnes residents, celebrated
their 50th Wedding
Anniversary April 6, 2019.

The Loughren's have two
sons and three grandchildren.

THE RED GERANIUM

State Hwy 27, Barnes
715-795-2168



Cards
Gifts and
Treasurers

P.J.'S



Pat & Kara Foat - Owners
Jct. County Y & Lake Road
Barnes, WI 54873
715-795-2561

CABIN STORE

HUNTING & FISHING LICENSES
INFORMATION STOP * ICE * MOVIE RENTALS
WISCONSIN LOTTERY * GROCERIES
FULL LIQUOR BAR * FOOD AVAILABLE
SMOKING PAVILLION
Gas & Oil Available

TRAIL PASSES
AVAILABLE

We are now an
authorized licensed
"Recreational Vehicle
Registration Center"



KITCHEN CLOSED UNTIL MAY 20TH

CABIN STORE EVENTS



KENTUCKY DERBY

Saturday, May 5th

3:00 p.m. to ??

Hat Judging at 3:00 p.m.

Mint Julep Special



MEMORIAL DAY

Weekend Dance - DJ

Saturday, May 26th

9:00 p.m. to ???

Mother's Day

Free Roses for all Mothers
Sunday, May 7th All Day



ALSO AT THE CABIN STORE

On-Off sales of beer and liquor. A wide variety of

grocery items including canned goods, dry goods, candy; a good variety of ice cream, snacks, cheeses and other dairy products. First aid supplies and home remedies.

Try our new Coffee Bar: get a Coffee to go or hot chocolate or Cappuccino.

Bait Store with assortment of bait, Including minnows, leeches, worms, crawlers and waxies—nice assortment of tackle.



Eagle Scout project in partnership with Eau Claire Lakes Conservation Club

Article for Barnes Publications , Spring 2018 The Eastern Bluebird, once threatened, is making a significant comeback in Wisconsin. Bluebirds like to nest in hollowed-out tree cavities, but sadly their natural habitat is shrinking. Also, the Eastern Bluebirds compete for homes with birds such as Tree Swallows, House Sparrows and Starlings. The Bluebirds now rely on homemade nesting boxes. Dylan Tylicki, a Life Scout with Troop 80 in Menomonee Falls, is working in partnership with Eau Claire Lakes Conservation Club to build 140 Bluebird houses as his Eagle Scout project to assist in increasing the population of this beautiful species in Wisconsin. With the help of his fellow Scouts, he completed construction of 100 houses in Southeast Wisconsin this spring and is in the process of distributing them to his Adopters. In July, he plans to bring a crew of Troop 80 Scouts to Barnes to work side-by-side with Eau Claire Lakes Conservation Club Board Members to build 40 additional houses for distribution in the Northwoods. After vacationing every summer at his family's cabin on Upper Eau Claire Lake, Dylan has grown to appreciate the natural environment of Barnes and is glad to have the opportunity to support it and inspire his friends to do so as well. These delightful birds enjoy open, prairie-like settings. If you are interested in adopting one of the Eastern Bluebird houses, please call or text Dylan Tylicki at 414-303-5279 or Jerry Kaiser, Eau Claire Lakes Conservation Club Representative, at 715-816-4585 to have a house set aside for you. It will be available for pickup at the Norma J. Stone Conservation Club Building next to the Barnes Town Hall on Saturday, August 11, between 2:00 p.m. and 5:00 p.m. If this date does not work for you, please let us know so we can make other arrangements.

The Eau Claire Lakes Conservation Club has been active in Barnes and Gordon for 60 years. The organization is devoted to maintaining the area's natural resources for all to enjoy. Each year the club initiates and participates in projects to preserve, protect and promote the land and waters of the Eau Claire Lakes area. Read the newsletters listed below to learn more about current projects.



FUN FACT:

Upper and lower case letters are named 'upper' and 'lower' because in the time when all original print had to be set in individual letters, the 'upper case' letters were stored in the case on top of the case that stored the smaller, 'lower case' letters.



THANK YOU From Ray the Mailman
 TO ALL WHO CAME TO MY PARTY, BROUGHT
 GIFTS AND/OR A DISH TO PASS
 AND TO THOSE WHO COULD NOT ATTEND BUT
 GRACIOUSLY GAVE YOUR BEST WISHES OTHERWISE.



A SPECIAL THANK YOU TO:
 NANCY AT THE WINDSOR FOR
 HOSTING THE PARTY
 JULIE SARKAUSKAS FOR
 MAKING THE CAKE.
 RUSS FOR FANTASTIC
 MUSIC AS USUAL.



LAKE COUNTRY ATV CLUB FUNDRAISER



COME JOIN US FOR FOOD, FUN AND GAMES



SATURDAY, JUNE 2nd, 2018
 12:00 P.M. to 6:00 P.M.

BARNES VFW POST 8329
 52325 Lake Road



SUMMER BBQ

FOOD AVAILABLE FOR PURCHASE



BEAN BAG TOURNAMENT (2 PERSON TEAMS)
RAFFLES, BOARDS, 50/50 DRAWING & PRIZES

FUNDS GO TOWARD A NEW TRAIL GROOMING TRACTOR

Employment Opportunity Town of Barnes

Clean Boats Clean Waters Boat Landing Monitor Positions

The Town of Barnes in Bayfield County is seeking applicants for **Boat Landing Monitors** for the summer of 2018. Start date for all positions will begin immediately and continue through Labor Day, September 3, 2018. Positions will be 20 hours per week @ \$10.00 per hour Friday evenings, 4:00 p.m. -8:00 p.m., Saturdays and Sundays 8:00 p.m. – 4:00 p.m., Memorial Day, Fourth of July, and Labor Day, 8:00 a.m.-2:00 p.m. Must be 18 years of age or older by May 4, 2018. **Substitute positions** will also be available for those interested in working fewer hours/weekends as needed.

Responsibilities will include, but not limited to:

- informing and educating boaters
- inspecting boats, trailers and personal watercraft for AIS (Aquatic Invasive Species)
- collecting and recording watercraft data
- reporting any suspect specimens

Necessary Skills:

- ability to approach citizens with courtesy and clarity
- communicate well with others
- pay attention to detail
- accurately record data.
- work outdoors
- drive a vehicle or engage adequate transportation

Training:

Monitors will be trained by Town of Barnes AIS Committee prior to the beginning of the season.

Applications can be picked up at the Barnes Town Hall, 8:00 a.m. to 12:00 noon every day but Wednesdays, or on the website: Town of Barnes WI.

Mail application to: Barnes Town Hall, 3360 County Hwy N, Barnes, WI 54873.

Town retains the right to accept or reject any or all applications.

REMEMBER YOUR BUTTONS !!!!!

“YES! THERE IS A BARNES, WISCONSIN”

Back in the 70’s, the Homemakers Club sold the buttons for fundraisers.

Recently, long time resident and friend, Tom Van Delist, came across one of the buttons in his mothers belongings and decided it was time to bring them back. A GRAND gesture, they will be sold to help raise funds to support the new storage building for the Barnes ATV and Snowmobile clubs.

Also, for the Barnes Notes and News.

Thank you Tom!

The buttons are \$ 4.00 each or 3/\$10.00.

You can purchase the buttons at many local establishments.

**THANK YOU FOR YOUR SUPPORT
IT IS SO GREATLY APPRECIATED**

BARNES RED HAT



The Barnes Red Hat Ladies
will next meet at 12:00 noon

Li'l Farm in Hayward
(next to Salvation Army)
Wednesday, May 16th



Bear Country North Country Vacation Rentals

Live Bait • Licenses • Boat & Canoe Rental • Pontoon Rental • Gas • Groceries
Sporting Goods • Clothing • Guide Service • Dock & Lift Sales
ATM • Cabin Rental • Video Rental • Propane

CRAIG MANTHEY
(715) 739-6645

P.O. Box 130
Drummond, WI 54832
Email: bearcountry@cheqnet.net

(715) 798-3334 Cable Office www.northcountryvacationrentals.net



BARNES BOOK CLUB

At 9:30 A.M. on Monday, May 28 at the Barnes Community Church we will discuss the play *Death of a Salesman* by Arthur Miller. Miller's 1949 play is one of the classics of American drama.

All interested in reading, discussing, or just listening to a discussion of the play are invited. You will be made welcome.



THE WINDSOR

50750 Outlet Bay Road - Barnes, WI
715-795-2315

**JOIN US FOR SUNDAY FUN-DAY
LAST SUNDAY OF EVERY MONTH - 3:00 p.m.
MUSIC - DRAWING - SNACKS**

“GUY STUFF” POLE BARN SALE



MEMORIAL WEEKEND

SAT – SUN MAY 26-27 9 AM – 5 PM

Tools, motors, equipment, parts

Makita miter saw & stand, floor jack,
shop vac, band saw, 20 ton shop press, car hoist,
and much more



2485 South Shore Rd, Barnes
(1 mile west of Hwy 27)



pictures on Facebook Marketplace





FILMS and DISCUSSIONS

1:00 p.m. to 4:00

Barnes Community Church



Starting Wednesday, April 18th, 2018, a film course will be offered at Barnes Community Church to provide adult educational enrichment through films. Six sessions are scheduled once every two weeks, from late April through early June, and another six sessions in the fall are scheduled similarly from late August through October. The course will meet from 1:00 p.m. to 4:00 pm every other Wednesday.


The films will provide a basis for serious discussions of contemporary societal issues in a friendly, supportive atmosphere and will be chosen to engage the viewers in ideas and issues that affect us all.

Following each showing, there will be a discussion of the film by class members. All films will be subtitled for those with hearing difficulties, and will include both domestic and foreign films which have been produced within the past 30 years.



These courses are open to anyone in the Barnes area, with no fees or tuition for the course. They are offered as a community service with the much appreciated cooperation of Barnes Community Church.

John Rusch will be leading the courses. He has been offering film courses in the Barnes area for the past 5 years, and in Hayward for the past ten years.



BARNES AREA HISTORICAL ASSOCIATION 2018 SEASON

As summer arrives, we prepare to open the doors on May 18 and welcome new and returning visitors to our museum where we showcase a variety of memories from the Barnes area. We will be open Fridays and Saturdays, 10:00 a.m. to 3:00 p.m. from Friday, May 18 through Saturday, Sept 22. As always, admission is free but donations are greatly appreciated.

We're delighted to open by appointment at a time that's convenient for you. Contact President Florence Prickett at 715-795-2145, board member Paula Greenspan at 715-795-2936, or any other officer or board member.

We hope you'll stop by and see what's new and what's old. A few highlights:

- A monthly touchable fur, accompanied by information about that animal
- Booklets detailing Barnes historic families, the Frierhoods and the Nortons
- An updated profile of Sylvia Ellison to accompany some of the items we already had
- Our model wagons have been moved into a better display
- The Gordon MacQuarrie corner continues to grow
- Making space for an exciting new surprise exhibit to be added later in the summer



We're always looking for more help. We could use you as a museum greeter (paired with someone experienced, to start) or to help with buildings & grounds. We always welcome donations of items from Barnes history. And don't forget to submit your family recipes (together with a memory or picture) to Lu Peet. We're finally getting some responses but we need more!

OBITUARIES: Remembering Loved Ones Lost

BILL ANDERSON

Bill Anderson, long time property owner in Potawatomi passed away in April, 2018. He was a Navy Veteran and we thank him in memory of his service. His wife Patricia passed away 2 1/2 years ago. They had 9 children together, 6 girls and 3 boys. They were blessed with 154 "1/2" children, grandchildren and great-grandchildren !!

A memorial service will be held in September, 2018. Please watch for details in our future issues.

MAY YOU FIND COMFORT IN KNOWING YOUR LOVED ONE IS WITH HIS LORD AND FATHER



Deepest Sympathy

SOMETIMES.....
OUR LOVED ONES HAVE PAWS.

SO GOD MADE A
DOG AND HE
SHALL WATCH
OVER HIM

Duke, our buddy...we'll
love you and miss you
forever...

OUR DEEPEST SYMPATHIES IN THE
LOSS OF YOUR FURRY FRIEND


"It's hard to forget someone who gave you
so much to remember"



SUPPORT YOUR LOCAL HUMANE SOCIETY



COMING SOON—
SHARING ADOPTION INFORMATION FROM THE
LOCAL HUMANE SOCIETY



DUKE



PAUL
HALVERSON
+
TERRI
HEINBAUGH

Our deepest sympathy



BARNES COMMUNITY CHURCH

Pastor Jon Hartman

WORSHIP TIME CHANGE
9:30 a.m. Sunday Worship
and Memorial Day Service

3200 County Hwy N., Barnes, WI
Phone: 715-795-2195

Bible Studies

Every Tuesday at 10:00 a.m.
Everyone Welcome



**MOTHER'S DAY
SERVICE**
10:30am



BARNES COMMUNITY CHURCH FOOD PANTRY

The Barnes Food Pantry is open the 2nd Wednesday of each month from 9:00 to 11:00 a.m. for persons living within 15 miles of the church or those living in Barnes, Drummond or Highland.

Please bring identification.

We are located at 3200 County Highway "N", Barnes, WI at the Barnes Community Church.

For further information call:

Donna at 715-795-3139 or Dianne at 715-795-2728

(For a map to the food shelf visit: www.barneswi.com)

Please consider making a donation to The Barnes Food Shelf. It is greatly appreciated.

**Our sincerest apologies
for anyone we may have
missed.**

*Our thoughts and
prayers are with you
and your families in this time of sorrow.*

If you have any information you would like us to share,
please send to:

Julie (Friermood) Sarkauskas at
barnesnotesandnews@gmail.com



BARNES TRADING POST

Wilderness Inn
Wine - Dine - Recline

Anytime Fish Fry
Featuring Samuel Adams Lager Fish

HAPPY HOUR!

Mon. - Fri.
Noon - 6

- SPECIALS -

Monday - Burger Night
Tuesday - Tacos
Wednesday - Wings
Thursday - Pizza Night

New Specials & Prizes!

Check our Facebook page for New Monthly Specials! - (Omelets, Burgers & Pizzas)
Weekly Prizes!

- ATM - Credit Cards - WIFI Available -

Restaurant Hours: Open 7 Days a Week at 7:00 a.m.

www.barnestradingpost.com * Find Barnes Trading Post on Facebook
4170 Cty. Hwy. N, Barnes, WI 54873 * 715-795-2320

MAY SPECIALS

Omelet: Southwest
Burger: Pepper Burger
Pizza: Chipotle Chicken

Drink: Margarita



Featuring: Gluten Free Pizza Crusts



- BREAKFAST -

Everyday—All you can Eat
Biscuits & Gravy
Saturday & Sunday
Eggs Benedict
Pair with a Mimosa

THURSDAY NIGHTS BINGO BANGO

6:00 p.m. Start

the WINDSOR
50750 Outlet Bay Road
Barnes, WI
715-795-2315



BAHA NEEDS YOUR RECIPES

If you've got recipes which are special to your family or that you received from a family in Barnes, BAHA wants to include them in a cookbook. Please include any anecdotes or stories about when that food was eaten, the person who usually cooked it, or anything else interesting about the recipe.

PLEASE EMAIL THEM TO:

lupeet101343@gmail.com or call 715-795-2145 to get her mailing address.

PLEASE SUPPORT THE BAHÀ COOKBOOK AND SEND IN YOUR RECIPES. WE WELCOME ANY FAMILY FAVORITES FOR WILD GAME AS WELL!

Enchanted Inn

The Enchanted Inn is searching for talented cooks and dishwashers for the 2018 summer season at the Barnes location, 1025 South Shore Road, Barnes, WI.

Part time evenings, Friday and Saturday, additional hours on holiday weekends. Ability to commute.

Go to:

www.draganettis.com,

Contact/Employment to access the application. Email to info@theEnchantedInn.com or mail it to us at: The Enchanted Inn c/o 3120 E. Clairemont Ave. Altoona, WI 54720.

**Your cooperation is greatly appreciated.
See additional Notice - Page 17**

IT'S THAT TIME AGAIN!

Boaters, please remember to remove all mud & weeds from your boats. Drain bilge, live well and motors. Help us prevent the further spread of invasive species. If you would like to further help, consider volunteering to check boats at a local landing this summer.

Contact Sally Pease
H: 715-795-2936
C: 715-559-0614



J & K'S HALFWAY HOUSE Bar & Grill

"WE * ARE * HERE"

Open 7 days a week
Mon. - Fri. 9:00 a.m. to 10:00 p.m.
Sat. - Sun. 9:00 a.m. to 12:00 Midnight

Gordon, WI
Phone: 715-376-4285
(On and Off Sale)

ATTENTION: Effective immediately, the ability to pay property taxes by credit/debit card thru Gov.Pay.Net has been suspended. 2nd installment payments are payable to Bayfield County and can be paid through the county's website.

*Spring cleaning is on our agendas.
Please consider donating your items to:*

- Local folks that may need a hand
- Salvation Army
- Local Thrift Stores

DONATE



MAKI'S CAFÉ

Starting May 3rd we will be open 7 days a week. Come in to see the new Menu and the changes we've made in the dining room. We will have weekly specials, and daily lunch and breakfast specials.

MEMORIAL WEEKEND



Breakfast Buffett
Saturday-Sunday-Monday 7:00 to 11:00

Home Cooking, Homemade Pies & Bakery
Breakfast & Lunch all day

Normal Business Hours
Mon thru Sun: 7:00 a.m. to 2:00 p.m.
Stan & Phyllis (715) 795-3144



Also selling Bob & Steve's Firewood
(715) 795-3144 or (715) 558-6308
3720 Cty Hwy N, Barnes, WI 54873

ANCHOR YOUR BOATS HERE



J&M Storage Jeff Johnson

53060 Hwy 27
Barnes, WI 54873
Phone: 612-803-0775

Storage for:

Personal Items, Boats, Pontoons, ATV's,
Snowmobiles, Personal Watercraft and
Dry Indoor Storage

PLUS

Winterizing and Cleaning Available

UNIVERSAL SEVICES

RICK MUNDLE

1090 ELLISON LAKE RD
BARNES, WI 54873
(715) 685-4475
(715) 795-2856



AUTO REPAIR, WELDING, TREE REMOVAL

LAWN AND CABIN MAINTENANCE, SNOW PLOWING
ROOF SHOVELING, SNOW REMOVAL AND MORE

REMINDER:

Please have your ads, articles or stories to the paper by the 20th of each month to ensure placement in the next month's issue.

We will try to accommodate items received after the 20th. (please note that we do have certain items that cannot be received until just before issuance and spots are reserved for these monthly entries.)

Email any items you may have to Julie (Friermood) Sarkauskas at:

barnesnotesandnews@gmail.com or call: 715-795-2775

PROPERTIES FOR SALE BY OWNER: Pat Iverson

8950 Co. Hyw N and 8810 Co. Hyw N—Drummond, WI
Home: 715-739-6281 or Cell: 715-413-1721

May 2018 Town of Barnes—Road Report

Submitted by: Eric Altman - Town Foreman



- The Highway Department has begun to burn the town brush disposal area.
- As of 3/20/18, the conservation club was placing fish sticks in Tomahawk Lake per the Town Grant.
- Road Restrictions have been posted on specified town roads.
- The Highway Dept has submitted an \$18,000 proposal for Bayfield County Forestry aid.

A look ahead:

- Plans to finish burning of the town brush disposal area.
- Will submit a proposal for \$5,000 in Bayfield County Health Department Aid.
- Transition into Summer season.
- The department will be grading our gravel and dirt roads for annual spring cleanup.
- Pothole patching. Please call the garage and let them know where there are bad potholes.

HAPPY MAY
BIRTHDAYS to:

My beautiful Nieces: 

Jayne Friermood 5/30 & Kari Stepp 5/31

Happy 82nd - June Jerome 5/30

Super Brother-in-law—Steve Roesler 5/30

Friend & "Sista" Colleen Sarkauskas 5/28



Happy 21st Birthday 
Nadia Nevala 5/24




and
TO ANYONE
WE MAY HAVE MISSED

HAPPY 50TH

Jim Frint

May 11th



5-Year Anniversary
commemorating the
Germann Road Fire

Douglas/Bayfield County
 May 14, 2013
 7,499 acres

join us at
Barnes Town Hall
3360 County Highway N, Barnes, WI
Saturday, May 12, 2018
10:00 - Noon
dnr.wi.gov (keyword "fire")

DATE: April 12, 2018

CONTACT: Ben Garrett, 715-635-4088, Benjamin.Garrett@wisconsin.gov
 Catherine Koele, 715-356-5211 x208, cathrine.koele@wisconsin.gov

SUBJECT: Five-Year Anniversary of the Germann Road Fire

Spring is always much-welcomed after Wisconsin's long winters, seasonal warm and dry conditions can result in increased wildfire activity. Northwest Wisconsin is taking a moment to highlight and remember the efforts that went into battling the historic Germann Road Fire as well as the recovery efforts still going on today by hosting an open forum on May 12, 2018. There will be a brief presentation about the fire, as well as what the burnt area looks like today as the community and landscape continues to recover.

On May 14, 2013, logging equipment sparked the Germann Road Fire in Douglas County that resulted in 7,499 acres burned and numerous structures lost before crossing into Bayfield County. Light rain moved through the area that morning dampening only the fine surface vegetation for a fleeting period. When the sun broke through the clouds, the landscape rapidly dried out becoming a prime receptor for a spark.

At 2:45 pm, Brule DNR dispatch started a response that would last the next two days. The fire threatened approximately 450 structures and destroyed 104, including 23 primary residences before being declared contained on May 15

One-hundred sixty-seven Wisconsin DNR personnel with 32 tractor plows, 5 heavy bulldozers and 100 fire engines worked feverishly to contain the fire, while 44 fire departments protected structures threatened by fire. This was the largest use of aircraft for fire suppression purposes on a fire in Wisconsin's history. Thirteen aircraft including both fixed-wing and helicopters supported the efforts of ground crews.

In the years following, many of the homes and buildings have been rebuilt, yet some remain as a constant reminder of the fire-prone environment in northwest Wisconsin. Vast expanses of burnt forest have been opened giving way to new life on the landscape. In areas where tall pines once stood young seedlings are taking hold and reclaiming the ashes.

Please join the Wisconsin Department of Natural Resources staff and other first responders at the Barnes Town Hall on Saturday, May 12, 2018 from 10:00 am until noon to learn more about the Germann Road Fire and the recovery that continues today. Barnes Town Hall is located at 3360 County Highway N, Barnes, WI 54873.

Contact Ben Garrett, Wildland Urban Interface Specialist, for more information about this event. (715) 635-4088. For more information on Wildfire in Wisconsin, visit dnr.wi.gov search "fire."

Town of Barnes Aquatic Invasive Species Update

Lee Wiesner, Town of Barnes Aquatic Invasive Species Committee

Last summer Tomahawk and Sand Bar Lakes were chemically treated to reduce the amount of Eurasian Water-milfoil present to make the patch sizes manageable with the BAISS boat. Weather permitting, the harvesting of EWMF with the BAISS boat will begin around May 20th on Tomahawk and Sand Bar Lakes. A hired diver will be used again this year along with two to three volunteer deck hands. A post harvest survey will be done on both lakes later in the summer.

The harvesting of EWMF with the BAISS boat is a higher priority than harvesting Curly-leaf Pondweed on Upper Eau Claire and Middle Eau Claire as EWMF is usually much more problematic to a lake's ecosystem than CLP and EWMF could easily be transferred to other area lakes from Tomahawk and Sand Bar. Tomahawk Lake is also the only lake with a designated public beach area on all the lakes in the Barnes area. The largest patch of EWMF is in front of the beach and without control efforts, the beach would have to be closed.

Shore line monitors will be putting more effort in monitoring CLP on Upper Eau Claire to determine if there are any new patches. Some volunteer hand pulling is planned for Upper and Middle this summer. If the harvesting of EWMF is finished in time on Tomahawk and Sand Bar Lakes, the BAISS boat might still be used to harvest some CLP on Upper Eau Claire. The CLP has spread so rapidly on Middle Eau Claire that future harvesting with the BAISS is doubtful. CLP is complex as some years there is more and some years less and the turions can remain viable on the bottom of the lake for up to 7 years.

George Lake has been surveyed every year since it was chemically treated to control EWMF and no EWMF has been found.

So far the cost to the Town of Barnes, on all these projects, has been very minimal due to the grants and all the volunteers whose work in kind offsets the town's 25 percent cost sharing on the grants.

Volunteers needed: There is still need for more volunteers. Opportunities exist for volunteering as a boat landing monitor for the Clean Boats Clean Waters program, a shoreline monitor looking for invasive species present in the lakes, or a crew member on the BAISS boat. Being a volunteer helps the out the Town of Barnes in offsetting the cost sharing on the grants, helps prevent the spread of AIS and promotes a real sense of community spirit. For more information about being a AIS volunteer please contact Lee Wiesner at 715-795-3156.

MAY REMINISCING: SPORTSMAN'S LODGE

Written and Submitted by: LeRoy Lee

There is a rather unique property abutting the northerly waters edge of Middle Eau Claire Lake (MEC). This location is a part of Government Lot 3, Section 8, Township 44 North, Range 9 West, in the town of Barnes. Said Government Lot 3 occupies the position in the section as if it were the North 1/2 of the SE1 / 4. This government lot is about 1/4 mile measured North and South and 1/2 mile measured East and West less the portion covered by the water of MEC. The property contains within itself a town road, a state highway, and existing bridge, a former bridge, a former island, a creek and many residences which are used both full time and part time. No doubt there are many stories and lots of local history generated by the folks who have lived here or are still living here.

The saga following is limited to a period of time of about 15 years from the late '50s through the early '70s, wherein I can recall from my own memory, what was learned from others, and from the information contained in the recorded instruments relative to Government Lot 3 and all provide a narrative for what was once Sportsman's Lodge.

The property originally constituting Sportsman's Lodge was bounded by the waters of MEC, Bony Creek, State Highway 27 and the west line of the government lot. What follows eliminates that portion located northerly and westerly of Lake Road.

Prior to being Sportsman's Lodge, the premises was acquired by Sadie Bl. Haagensen in August, 1936. This recorded fact was a good place to begin following the chain of title and was also significant in that I learned that this lady and her husband operated a resort business at that time. My next door neighbor of 38 years in Ashland, Ralph Anderson, related that upon his graduation from Drummond High School, his first job was to be employed at Haagensen's Resort. Ralph also recalled sleeping in the loft of the barn that was presumably for horses (??) This barn was located northerly from the old cabin that remains to the present time.

Ralph also related that the cabin acquired by J.D. and Carol Stewart in 1961 had been constructed in 1936 and initially provided housing for the construction crew at work on other buildings that were added about the same time. The cabin and nearby area is what our family has enjoyed ever since.

Other cabins were added, two of which were useless CCC cabins that were moved from a camp and enlarged to provide a living room area in addition to the existing bedroom, toilet and shower, and kitchen. The buildings were very basic, revealing when remodeled that they had been used by folks at the resort, in one case, in 1944!

One other historic relic still remaining is the rock monument with the flag pole still standing. The monument used to have a big "H" made of three smooth rocks, however the "H" has mysteriously disappeared and its location on the monument is covered by a layer of concrete.

The chain of title follows from Sadie B. Haagensen to subsequent owners until the acquisition by Sportsman's Lodge, Inc. in May, 1945. The property was again transferred to Henry L. and Hilda S. Boroo in May, 1946. Sportsman's Lodge, Inc. was dissolved in July, 1946.

Hilda Boroo conveyed her interest in the resort to Henry Boroo in 1958. Apparently as a result of a divorce as there followed a transfer of interest from Henry L. and Phyllis I. Boroo to a new Sportsman's Lodge, Inc., a Wisconsin Corporation, in 1959. Why was it necessary to reconvey the property to a newly formed entity? My guess is that the fact the Town of Barnes had refused to approve a renewal of the liquor license for Henry L. Boroo prompted an attempt to rectify this obvious financial hardship for the resort. There may have been, and probably were other considerations as well— however are speculative.

Once again, Sportsman's Lodge, Inc. conveyed the resort property to Henry L and Phyllis I. Boroo in 1968. At some point in the later '60s, perhaps even the early '70s, the island existing near the westerly line of Government Lot 3 disappeared as a result of the WDNR order to Henry Boroo. The channel making the island an island was filled in, the bridge from the mainland to the island was destroyed and the property reverted to what it had been at one time. There are still steps leading down from Lake road to the elevation that provided access to the bridge. Larry Wolter tells me that this was generally known as the Boroo bridge.

The times were rough for the Boroos. The income stream from the resort was inadequate, expenses remained slowly increasing, real estate taxes had to be paid, so what to do.

As mentioned above, in 1961 the Stewart family from Ashland acquired frontage on MEC and Bony Creek together with a one bedroom cabin that had been constructed in 1936. The family had vacationed at Sportsman's Lodge beginning in 1952. The family consisted of the parents, three brothers and one sister. The sister is my wife Micki, and that is how I managed to arrive here. A second cabin was added in 1962, acquired from Sadie Loeper and a third cabin was purchased in 1963 from Nathan Salute. This property enjoys frontage both on the lake and on Bony Creek.



**Main Lodge at Haagensen's Resort
Eau Claire Lakes, Solon Springs, WI**



**The Boroo Bridge
Former Bridge-Sportsman's**

**World Record Muskie '70 LB-4 oz
Caught June 6, 1954 by Robert Malo
at Sportsman's Lodge, Barnes, WI** →



MAY REMINISCING: SPORTSMAN'S LODGE continued:

We all knew the Boroos. We knew them as Hank and Irene and a small boy named Matt. Matt was about 3 years old in 1961 and was a regular visitor whenever we were here. In later years there were slightly younger Stewart and Lee children to play with and visit together. Matt had a constant companion, a dog named Tammy. This companion was much loved by all the children, despite all the wood ticks she carried with her. Both Hank and Irene were good and friendly neighbors, each having unique talents.

The fire at the Sportsman's Lodge building had happened the year before I first saw the Middle Eau Claire Lake. The burned and charred remains of the building was still evident in late summer, 1960. Hank and Irene continued living "next door" and survived by continuing to sell parcels of land from the resort. The new buyers included the named of Frederikson, Salo and Hiltonen, Van Patten and Crall. When all the resort had been parceled and sold, the Boroos moved across Lake Road up on the ridge where the pottery shop/building was located. I saw Hank in late summer of 1973. It was hard for me to recognize him. Hank was no longer a burly, blue eyed handsome person. Hank died of cancer in October, 1973. Sadly, Irene died in 1986 and Matt in 2011.

Some folks reading the foregoing will have memories of their own about the Sportsman's Lodge. Others will have heard the stories about the fabulous bar with the big fish tank below, or the 69 pound Muskie caught right out front of the Lodge building. I am certain that there are indeed other events and anecdotes of which I am unaware.

The land remains basically the same since then, but there are some stories that resurface from time to time.

Congratulations TO OUR 2018 GRADUATING CLASS

Logan Arthur
Sean Bjork
Hayden Bonk
Kailey Davis
Timothy DeWitt
Zach Einspanier

Celine Gassen
Michael Keller
Corinne Kostka
Madelyn Krivinchuk
Jolene Ylitalo



John Maxwell
Marissa McKenzie
Alexandra Netz
Jack Pendergrass
Alex Pierce

Bradley Rasmussen
Hunter Rife
Montana Schaffer
Corky Schimming
Kaitlyn Wiezorek
Emily Wittling

CHECK THE DRUMMOND SCHOOL WEBSITE FOR EVENTS, SCHEDULES AND TIMES



dasdk12.net

GRADUATION 5/27 AT 1:00 p.m.



Pussy Willows

According to an old Polish legend, a mother cat was crying at the bank of the river in which her kittens were drowning.

The willows at the river's edge longed to help her, so they swept their long graceful branches into the waters to rescue the tiny kittens who had fallen into the river while chasing butterflies.

The kittens gripped on tightly to their branches and were safely brought to shore. Each springtime since, goes the legend, the willow branches sprout tiny fur-like buds at their tips where the tiny kittens once clung.

MOTHER'S DAY GIFT IDEAS

Rake the Yard * Wash the Windows * Vacuum
Clean the Garage * Do the Grocery Shopping


BAHA NEEDS YOUR RECIPES

If you've got recipes which are special to your family or that you received from a family in Barnes, BAHA wants to include them in a cookbook. Please include any anecdotes or stories about when that food was eaten, the person who usually cooked it, or anything else interesting about the recipe.

PLEASE EMAIL THEM TO:

lupeet101343@gmail.com or call 715-795-2145 to get her mailing address.

PLEASE SUPPORT THE BAHA COOKBOOK
AND SEND IN YOUR RECIPES. WE
WELCOME ANY FAMILY FAVORITES FOR
WILD GAME AS WELL!



MUSEUM NEWS

We need your help!

The Barnes Area Historical Association has a major project beginning this year that will require a lot of effort and financial resources. We plan to establish a "Heritage Village" on the grounds of the Museum. We have the opportunity to acquire two historic buildings, the Pease School, and the Kaufman family log cabin. We intend to make these two buildings the centerpiece of a Heritage Village.

We envision that through preservation and replication, the village will be expanded with buildings and their cultural content. With exhibits and volunteers, perhaps in period costumes, BAHA will present educational programs so visitors may experience the rural simplicity of small town life in the early days of Barnes. We also want to educate children through interpretation and participation with enthusiastic retelling of the history of that time.

As more items are acquired, and through replicating fronts that resemble buildings that once stood in Barnes, we hope to have an extensive representation that will bring to life Barnes as it once was. There is ample room on the Museum property for the extended vision we have for the Village.

THE PEASE SCHOOL

The old Pease School is now located on Pease Road, and has been there since when it was moved in 1939. The one room school represented the design of schools of that period. It was originally built in the 1920s as the McNeil School located at the northern boundary of Barnes, half way between Barnes and Iron River on County Road A. It was used for teaching grades one through eight. It was named after Miles McNeil, the owner of a nearby farm. The depression of the 1930s and droughts bankrupt many farmers, and many of them moved away. Consequently, the school closed in 1937 and was vacant for two years.



Around the time the McNeil School was established, a school was started in 1924 in one of the Pease Resort cedar log cabins on the Upper Eau Claire Lake.

The resort, established in 1916 by L. D. Pease, rented the cabins during the summer months, but between Labor Day and Memorial Day the wall between its two bedrooms was removed and it became the Pease School.

Typically, five to fifteen students attended each year. Born in 1928, Dave Pease attended the school starting in 1933. Dave remembered Helen Bergen as his first grade teacher. Subsequent teachers at the school were Tracy Gullickson, Linda Wanamaki and June Hall, a Barnes native in her 20s. In 1939, the School District paid to move the McNeil school to its current location, and a "real" schoolhouse was then to become the Pease School.

The building has been donated to BAHA by the current owners, Doug & Carol Westerberg. They plan to build a new home on the property and retire to Barnes. If we had not agreed to accept their generous offer, the schoolhouse would have had to be torn down. We feel that it should be preserved and the presence on the Museum grounds would enhance our ability to provide educational events and space for additional displays. The Museum building can always use more space, and the school would help with that.


To accept the school, we obviously have to move it and have it become the first piece of our plans for the Heritage Village. We envisioned having a grouping of buildings and replicas of what buildings in Barnes looked like years ago. We would lay them out on History Street on the Museum property, which provides plenty of room.

To accomplish this task, this is where your help is important. We have established the Heritage Village Committee, tasked with the job of planning, fundraising and developing the project. There are significant costs to install a foundation, move the school, and then begin restoring it to similar to what it was like when it was an active school.

The costs to put the school on site with a slab and foundation, footings for the porch, creating access under power lines, and some outside repairs are estimated to be \$16,525.00. When on site, we would re-roof it, with the present owners generously offering to provide the materials. We hope to get volunteer help to do that, but if we cannot, there would be an estimated cost to re-roof of approximately \$4,000.00. We will also need approximately \$6,500.00 to renovate the interior of the school and install utilities.

The timetable of the project is to begin to install the foundation or basement by August 15th, and then move the school in late September to mid-October.

The Heritage Village Project has raised \$3,145.00 as of this writing. We need to raise about \$4,355.00 more by August 1st, and the remaining \$9,025.00 needed this year by September 15th to move the building on site. The costs required for the remaining work could be raised in 2019.



MUSEUM NEWS—*continued*:

THE KAUFMAN FAMILY CABIN

The costs estimated to do the move and the work needed to restore the log cabin are approximately \$11,875.00. If money is available this year to do this part of the project, we would begin this as well. If not, it would become part of next year's work.

Another historic building that has been donated to us is the log cabin that the Kaufman family was raised in, dating back to the late 1800s. The building has been donated to us by the Barnes family, and is the home that Gretchen Barnes, wife of Stanley Barnes, grew up in.



PROJECT SUMMARY

So, in summary, we need your help with the funding of the total project. The Heritage Village is seeking financial help through Fundraising Events, Grants and other Charitable Foundations, but that takes time and we cannot count on any specific amount. It will take significant donations to reach the goals of the project, and much of it by this summer.

Current members of the Heritage Village Committee are; Ted Eastlund, Carol Andresen, John Amend, Carol Lebreck, Fred Barnes and Larry Bergman. We are asking you for your help with these important contributions. Obviously, large donations are needed, but any amount is welcomed and appreciated.

To recap the funding needs and timing, the targeted total for the two buildings is going to be about \$40,000.00, of which we have raised \$3,145.00 to date. So, \$4,355.00 is needed by 8/1/2018, and \$9,025.00 is needed by 9/15/2018 to move the school this year. The balance of funding can be raised over the next year. If more funds are available sooner than next year, we will accelerate the project.

If you can help us with this important project, contact any Committee Member and they will help you. Volunteer help with the roofing and log cabin wood foundation is also welcomed and is considered a donation. We will issue a fundraising progress report every month in the News & Notes. We will also post the fundraising thermometer on the bulletin board at the Museum. Monetary donations can be mailed to BAHA, 5555 James Road, Barnes WI. 54873.

The Museum has been met with popular success since its opening in 2016, and this project will bring the preservation of the history of Barnes to a new level of displays and educational opportunity. Please consider helping BAHA. We thank you in advance!

The Heritage Village Committee

UFO CRAFTERS

Submitted by: Judy Wilcox



UFO Crafters met on April 9 and April 23 last month. The April 9 meeting had several crafts represented. Our snow birds were just beginning to arrive back for the summer. Three people were knitting - a sock, a scarf, and knitted knockers; 2 people were embroidering on dish towels; there was wool applique; sewing the finishing touches on a fleece jerkin; and crocheting a pot holder. We talked about the rotten weather, of course, and wondered when all the snow birds would finally arrive. Also the card games we all remembered playing and lamented that 'nobody' plays cards anymore. Gasoline prices across the county, making greeting cards, Cedar Lodge's murder mystery evening, and great mail carriers all were topics as well.

The April 23 meeting saw more people and more crafts practiced. There were still only 3 people knitting, the same sock and knitted knockers, and a new scarf; 2 people were doing wool felt applique; 1 was making felt mice; greeting cards, counted-cross stitch, pine needle basketry, embroidering on a dish towel, and making stars from birch bark strips were also present. Show and tell of finished projects included large, cute multi-colored eagle face masks and coordinated capes and jerkins made for grand-children and a finished knitted lace wool sock. Conversations covered a regular attendee's recent trip to Tanzania for a photo safari. She shared with us the Shutterfly book of photos the family had made from the trip. We all enjoyed looking at that. We also talked about the popular T'ai Chi class in Drummond which overlaps UFO's start time, but since we are open-ended with no structure, coming late or leaving early is just fine. We also talked about a local rose breeder's success at having a rose accepted for national distribution. This is an incredible honor as very few independent breeders get their plants accepted. Snow birds, books, Fit Bits likes and dislikes and advantages, and end of life issues were all, and only a few of the conversations I caught.

As always, everyone and every craft is welcome to join us for an afternoon of crafting and conversation. You can come and just craft or come and just join in the conversations and socialize. There is no structure and no schedule other than the doors are open at 1:30. The month of May brings a change in our schedule for the months of May through October. We will meet on the 3rd and 4th Mondays instead of the 2nd and 4th Mondays. May's dates are Monday, May 21, and Tuesday, May 29 since the 28th is Memorial Day. The doors are open at 1:30. We hope you join us soon.



TOWN OF BARNES TRANSFER SITE & RECYCLING CENTER
2017 HOURS OF OPERATION EFFECTIVE: APRIL 1 THROUGH NOVEMBER 1
SUMMER HOURS: Wednesday, Saturday & Sunday 8:00 a.m. to 2:00 p.m.

Bagged garbage fees: LARGE BAGS: \$ 3.00 / SMALL BAGS: \$ 2.00
 There are brush and leaf pits for these types of disposal. Brush pit now accepts stumps.
 NO HAZARDOUS DISPOSALS/ITEMS



Call the site at 715-795-2244 before bringing in large items.

SORRY—WE CANNOT ACCEPT TRASH OR RECYCLING FROM BUSINESSES

DISPOSAL FEES

- EMPTY REFRIGERATORS, FREEZERS, COMPRESSORS, DEHUMIDIFIERS \$ 20.00
- PROPANE TANKS; \$10.00
- STUFFED CHAIRS; \$10 OR \$15
- COUCHES; \$15 OR \$20
- MATTRESS/BOX SPRING-QUEEN OR KING; \$10.00 EACH
- MATTRESS/BOX SPRING-SINGLE OR DOUBLE; \$5.00 EACH
- HIDE-A-BED COUCH; \$25.00
- TIRES; \$5.00 EACH
- LARGE TIRES; TRUCK/TRACTOR-BASED ON SIZE DETERMINED BY ATTENDANT
- TV'S/ COMPUTERS, LAPTOPS; \$25.00
- MISC. FURNITURE; \$5.00
- CARPETING, PADDING, RUGS, DEPENDING ON SIZE; \$10.00 AND UP
- FLOURESCENT BULBS 8 FOOT; \$5.00 EACH
- FLOURESCENT BULBS 4 FOOT; \$2.00 EACH
- FLOURESCENT BULBS LESS THAN 4 FOOT; \$1.00 EACH
- CFL BULBS (IN DESIGNATED BOX); \$1.00 EACH
- BATTERIES; FREE
- ELECTRICAL APPLIANCES; FREE
- STOVES; FREE
- WASHER/DRYERS; FREE



**PLEASE BE SURE TO
 CHECK THE FIRE
 DANGER BEFORE
 BURNING ANYTHING.**

THANK YOU !!

RECYCLE ITEMS:

All Rinsed Plastic Bottles (No Food Residue Allowed)

- Water bottles
- Mouthwash bottles
- Beverage bottles
- Food jars
- Food containers
- Milk & water jugs
- Detergents
- Household cleaners
- Shampoo bottles
- Cooking oil
- Salad dressing
- Yogurt containers
- Margarine tubs
- Ketchup bottles
- Soap dispenser containers
- Plastic bags must be put inside one bag

Misc Items

- 8" max flower pots clean
- Aluminum, steel, tin food/beverage containers
- Clear, green, brown glass food/beverage bottles
- Newsprint, magazines, catalogs
- Corrugated cardboard

Aseptic Packaging Cartons

NON - RECYCLABLE ITEMS:

- Pizza Boxes (because of the grease)
- Paper Plates and Cups (with wax coating)
- Paper Towels
- Egg Cartons (Styrofoam)
- Kleenex
- PVC Pipe
- Over sized plastic items
- Oil Containers
- Solo Cups
- Plastic Plates
- Flower pots or trays over 8"
- Salt Tabs bags
- Top soil bags
- Window glass
- Rubber products
- Mirrors
- Fabrics
- Wood
- Drinking glasses
- Styrofoam
- LED light bulbs
- Large plastic toys
- Aerosol spray cans
- Containers that stored pain and chemicals

This list does not include all items but is a reference of what can and cannot be recycled

NAMEKAGON TRANSIT BAYFIELD COUNTY ROUTE


Bayfield County and Namekagon Transit are providing a route to serve the southern part of Bayfield County. The route originates in the Barnes area then picks up riders in Drummond and Cable, continuing into the Hayward area. Passengers will then have the ability to transfer to a "circular route" in Hayward, where they can travel from store to store or from one address to another, including the courthouse and various medical facilities. The cost for the service is \$1.00 one way and \$0.50 for seniors and persons with disabilities who have a Transit ID card. You **must** call by 1:00 p.m. the previous day to schedule a ride.

If you would like to have an application sent to you for a reduced fare or have any questions, please call Namakagon Transit toll free at (866) 295-9599 or 715-634-6633.

EVERY TUESDAY

- 9:50 Leaves the Barnes Community Center
- 10:10 Leaves the Drummond Library and Senior Housing
- 10:45 Leaves the Cable area/Rondeau Market
- 11:00 Arrive in Hayward at the Hayward Area Memorial Hospital
- 1:00 Begin return trip to Cable, Drummond and Barnes with stops as needed





Tai Chi: Moving for Better Balance is an evidence based program that has been shown to:

- Improve measures of functional balance and physical performance
- Reduce the frequency of falls



Sponsored by: ADRC of the North

Class led by Suzanne Rooney starting March 19th, 2018. The class will continue every Monday and Wednesday through June 4th.

The class will be held at 10:30 -11:30 am at the Cable Community Center and 12:30 -1:30 pm at the Drummond Community Center.

To register call RSVP 715-292-6400 x2.

For more information on this class or other classes including Stepping On, Healthy Living with Diabetes, Living Well with Chronic Conditions and Powerful Tools for Caregivers call: Bayfield County DHS 715-373-6144 x115

GENEALOGY

It is so important to have a connection with your family tree. Not only does gathering information make it easier for your children to pick up the process, it will spark something in you that you didn't realize you were looking for. Start with your immediate family, branch to your grandparents and then just keep reaching further back.

Several websites are out there to help start your project:

- Ancestry.com
- Genealogy.com
- My Heritage.com
- FamilySearch.org



Start your Family Tree Today. Don't wait! Your loved ones won't always be there to tell the stories and provide the information.

TRUST ME - IT'S WORTH IT !

Look for class information in the coming months

BILL'S GARAGE

**AUTO & TRUCK REPAIR
ASE CERTIFIED & INSURED**

48670 US Highway 63 - Drummond, WI
Phone: 715-739-6969

HOURS: MONDAY—FRIDAY 8-5 SATURDAY 8-12

**BATTERIES + TIRES + TIRE REPAIR + TUNE UPS
BRAKES + EXHAUST + COOLING SYSTEM FLUSHING
OIL CHANGE + LUBRICATION
COMPUTER DIAGNOSTICS + STEERING + SUSPENSION
TRANSMISSION REPAIRS**

**FOR THOSE OF YOU IN THE BARNES
AND EAU CLAIRE LAKES AREA**



**TAKE THE SHORT DRIVE TO
DRUMMOND, JUST SOUTH ON US 63**



**TALK TO BILL KOKAN
OVER 30 YEARS EXPERIENCE
CARS-VANS-LIGHT TRUCKS**

**KEEPING THE WHEELS TURNING IN SOUTHERN
BAYFIELD COUNTY**

.....ONE CAR AT A TIME

SUDOKU *(Answers in this issue)*

		1			4	8		
		9	2					
		1		4			5	9
	8		4		1			
3	9					6		
	5				8		4	
		8		6				
6				1				
						7		2

THE DRUMMOND LIBRARY

HOURS:

- Monday:** Closed
- Tuesday:** 10-5
- Wednesday:** 10-5
- Thursday:** 10-6
- Friday:** 10-5
- Saturday:** 9-1
- Sunday:** Closed



ADDRESS: 14990 Superior St, Drummond, WI 54832
PHONE: (715) 739-6290

Medicare 101

Beginning in January 2018, the Bayfield County Elder Benefits Specialist, Sheila Mack, will be providing "Medicare 101" presentations once per month, January through September, throughout Bayfield County. These presentations will introduce you to the basics of Medicare and give you the information you need to know before making any decisions about whether you want to enroll in all parts of Medicare at age 65, some parts of Medicare, or none of them; and the possible consequences of not enrolling when you are first eligible to enroll. You will also learn about the three types of insurance that supplement Medicare because Medicare only pays 80% of hospital and medical costs, and the need for creditable prescription drug coverage either through Medicare Part D or Wisconsin SeniorCare.

If you will be turning 65 this year, attending one of these trainings is strongly encouraged. The time available for the Elder Benefit Specialist to work with you in the office is becoming more and more limited due to the increase in assistance being requested. To provide prompt and efficient service to as many clients as possible, this presentation will provide basic information on Medicare in a group setting rather than one on one in the Elder Benefit Specialist office. This training will give you enough information to understand your options and be ready to make decisions when it is time to do so.

Below is a list of the dates and towns/cities that Medicare 101 presentations will be offered. All presentations will start at 6:00 pm and last up to 2 hours, depending upon the information reviewed and questions asked by those attending the presentation. If you plan to attend, please register by the day before the presentation is held, by calling **Karen Bodin at 715-373-6144, ext.115**. Registration is necessary to prepare enough materials for everyone who attends.

- **May 8**, at the Immanuel Lutheran Church in Cornucopia, WI
- **June 12**, at the Barnes Town Hall in Barnes, WI
- **July 10**, at the Washburn Public Library in Washburn, WI
- **August 14**, at the Iron River Community Center in Iron River, WI
- **September 11**, at the Drummond Public Library in Drummond, WI

Medicare
Vitamin D
Brain Wellness Check
Seasonal Affective Disorder
And more...

Sponsored by: UW Extension
University of Wisconsin
Bayfield County
County Administration Building
117 E. 5th Street
Washburn, WI 54891
Phone: 715-373-6104
Fax: 715-373-6304
Office Hours:
8:00 a.m. - 4:00 p.m.
Monday through Friday

Website:
<http://bayfield.uwex.edu/>

ADRC

Hours of Operation:
8:00 - 4:00 Monday through Friday
Phone: 1-866-663-3607

Visit the ADRC office:
117 E. 5th Street
Washburn, WI 54891
Appointments are not necessary, but are helpful.
Website: www.adrc-n-wi.org



THANK YOU FOR "GOING GREEN"

Thanks for your support in our efforts to save on paper and costs. You can now get your PDF copy on the Town of Barnes Website

Email: barnesnotesandnews@gmail.com



Medication Drop boxes in Bayfield County

Sara Wartman, BSN, RN Director/Health Officer
Bayfield County Health Department

With support from the Security Health Plan grant and other local funding sources, Bayfield County Health Department has installed three medication drop boxes and three sharps containers throughout the county. The medication drop boxes are located at the Bayfield County Sheriff's Department, Bayfield City Hall and the Iron River community Center. You can now dispose of old or expired medications at these locations.

Accepted Items: Prescription medications, control and non-controlled medications; over the counter medications; medication samples; vitamins; medicated ointments or lotions; inhaler.

3 Sharps Boxes are also stationed in the area. Contact Bayfield County for locations.

Never too early for the Packer Schedule

GREEN BAY PACKERS

2018 SCHEDULE

WEEK 1	SEPT. 9	VS. BEARS
WEEK 2	SEPT. 16	VS. VIKINGS
WEEK 3	SEPT. 23	@ REDSKINS
WEEK 4	SEPT. 30	VS. BILLS
WEEK 5	OCT. 7	@ LIONS
WEEK 6	OCT. 15	VS. 49ERS
WEEK 7		BYE
WEEK 8	OCT. 28	@ RAMS
WEEK 9	NOV. 4	@ PATRIOTS
WEEK 10	NOV. 11	VS. DOLPHINS
WEEK 11	NOV. 15	@ SEAHAWKS
WEEK 12	NOV. 25	@ VIKINGS
WEEK 13	DEC. 2	VS. CARDINALS
WEEK 14	DEC. 9	VS. FALCONS
WEEK 15	DEC. 16	@ BEARS
WEEK 16	DEC. 23	@ JETS
WEEK 17	DEC. 30	VS. LIONS

ZUMBA classes now being offered!

Barnes Town Hall
Wednesdays 4:30pm
\$5/Class or \$25 for 6 Classes

- Please bring a water bottle and tennis shoes
- Contact Beth at Beth_k00@yahoo.com with any questions.

Wednesdays
3/7/2018 to 5/2/2018





R-C's DeCoy

53025 State Hwy 27, Barnes WI
715-795-2556



HAPPY MOTHER'S DAY



HAPPY MEMORIAL DAY

COME CELEBRATE WITH US!!!!



M&M'S Y-GO-BY BAR-GRILL-CAMPGROUND

Your hosts Mark and Marilyn Yule
email: marilynyle@yahoo.com

OUR FAMOUS FRIDAY NIGHT FISH FRY
BROASTED CHICKEN
LP GAS EXCHANGE * ATM * ICE
ON/OFF SALE
CONVENIENTLY LOCATED ON
ATV/SNOWMOBILE TRAIL # 17 TO DOOR

Meat Raffle first Sat of the month—3:00 p.m.
13889 S. County Rd Y—Gordon, WI 54838
Phone: 715-376-2333

Kitchen Hours:
Tuesday, Wednesday & Thursday Noon to 8:00 p.m.
Friday & Saturday Noon to 9:00 p.m.

CLOSED SUNDAY and MONDAY

CABIN & LAWN CARE SERVICE

Dependable & Responsible Care of Your Property
Complete Year Round Service
Docks In and Out

Leslie J. Chandler
Caretaker


Phone: 218-591-0942
Home Phone: 715-376-2338

Offering the following services -

at reasonable rates:

- Lawnmowing * Dock Entry & Removal
- Tree Service * Firewood
- Landscaping * Garage Cleaning
- Raking * Light Carpentry * Snowplowing

14538 S. Lidberg Bridge Road
Gordon, WI 54838
email: ljchandler58@gmail.com



Deer Grove Resort

On Upper Eau Claire Lake
Jeff and Maureen Fullington
Owners

3225 Deer Grove Road
Barnes, Wisconsin 54873

715-795-2526
715-235-9741

Email: info@deergroveresort.com
Website: deergroveresort.com

Del Jerome DBA Jerome Excavating, LLC

Small loads of gravel, topsoil & rock
Stump Removal
Mini Excavator, Skid-steer, Small Dump Truck

715-739-6245 or 715-580-0216
9185 Cty Hwy N
Drummond, WI 54832

Email: deljerome@cheqnet.net

FREE ESTIMATES
BONDED & INSURED



Justin
Christenson


General Contractor

CHRISTENSON
CONSTRUCTION

NEW HOMES • REMODELING • ROOFING • SIDING • DECKS
FULLY INSURED • LICENSE #1163070

(715) 580-0367 • jchristensonconstruction@gmail.com
www.jchristensonconstruction.com

THIS MONTH IN HISTORY



May 1st - Observed as May Day, a holiday and spring festival since ancient times.

May 2, 2011 - U.S. Special Operations Forces killed Osama bin Laden during a raid on his secret compound in Abbottabad, Pakistan. The raid marked the culmination of a decade-long manhunt for the elusive leader of the al-Qaeda terrorist organization based in the Middle East. Bin Laden had ordered the coordinated aerial attacks of September 11th, 2001, in which four American passenger jets were hijacked then crashed, killing nearly 3,000 persons.

May 5th - Celebrated in Mexico as Cinco de Mayo, a national holiday in remembrance of the Battle of Puebla in 1862. **May 5, 1865** - Decoration Day was first observed in the U.S., with the tradition of decorating soldiers' graves from the Civil War with flowers. The observance date was later moved to May 30th and included American graves from World War I and World War II, and became better known as **Memorial Day**. In 1971, Congress moved Memorial Day to the last Monday in May, thus creating a three-day holiday weekend-*race* of Napoleon III.

May 5, 1893 - The Wall Street Crash of 1893 began as stock prices fell dramatically. By the end of the year, 600 banks closed and several big railroads were in receivership. Another 15,000 businesses went bankrupt amid 20 percent unemployment. It was the worst economic crisis in U.S. history up to that time.

May 5, 1961 - Alan Shepard became the first American in space. He piloted the spacecraft *Freedom 7* during a 15-minute 28-second suborbital flight that reached an altitude of 116 miles (186 kilometers) above the earth. Shepard's success occurred 23 days after the Russians had launched the first-ever human in space, cosmonaut Yuri Gagarin, during an era of intense technological competition between the Russians and Americans called the Space Race.

May 6, 1937 - The German airship Hindenburg burst into flames at 7:20 p.m. as it neared the mooring mast at Lakehurst, New Jersey, following a trans-Atlantic voyage. Thirty six of the 97 passengers and crew were killed. The accident effectively ended commercial airship traffic.

May 7, 1945 - In a small red brick schoolhouse in Reims, Germany, General Alfred Jodl signed the unconditional surrender of all German fighting forces thus ending World War II in Europe. Russian, American, British and French ranking officers observed the signing of the document which became effective at one minute past midnight on May 9th.

May 7, 1992 - **The 27th Amendment to the U.S. Constitution was ratified, prohibiting Congress from giving itself pay raises.**

Birthday - Songwriter Irving Berlin (1888-1989) was born (as Israel Isidore Baline) in Tyumen, Russia. Although he could not read or write musical notation, he became one of America's greatest songwriters, best known for songs such as *God Bless America*, *White Christmas*, *There's No Business Like Show Business*, *Alexander's Ragtime Band*, *Puttin' On the Ritz*, and *Oh! How I Hate to Get Up in the Morning*.

Birthday - British nurse and public health activist Florence Nightingale (1820-1910) was born in Florence, Italy. She received worldwide acclaim for her unselfish devotion to nursing, contributed to the development of modern nursing procedures, and emphasized the dignity of nursing as a profession for women.

May 14, 1796 - Smallpox vaccine was developed by Dr. Edward Jenner, a physician in rural England. He coined the term vaccination for the new procedure of injecting a milder form of the disease into healthy persons resulting in immunity. Within 18 months, 12,000 persons in England had been vaccinated and the number of smallpox deaths dropped by two-thirds.

Birthday - German physicist Gabriel Fahrenheit (1686-1736) was born in Danzig, Germany. He introduced the use of mercury in thermometers and greatly improved their accuracy. His name is now attached to one of the major temperature measurement scales.

May 17, 1792 - Two dozen merchants and brokers established the New York Stock Exchange

May 18, 1980 - Mount St. Helens volcano erupted in southwestern Washington State spewing steam and ash over 11 miles into the sky. This was the first major eruption since 1857.

May 20, 1862 - President Abraham Lincoln signed the Homestead Act opening millions of acres of government owned land in the West to "homesteaders" who could acquire up to 160 acres by living on the land and cultivating it for five years, paying just \$1.25 per acre.

May 20, 1927 - Charles Lindbergh, a 25-year-old aviator, took off at 7:52 a.m. from Roosevelt Field, Long Island, in the *Spirit of St. Louis* attempting to win a \$25,000 prize for the first solo nonstop flight between New York City and Paris. Thirty-three hours later, after a 3,600 mile journey, he landed at Le Bourget, Paris, earning the nickname "Lucky Lindy" and becoming an instant worldwide hero.

May 24, 1844 - Telegraph inventor Samuel Morse sent the first official telegraph message, "What hath God wrought?" from the Capitol building in Washington, D.C., to Baltimore.

Birthday - American author and philosopher Ralph Waldo Emerson (1803-1882) was born in Boston, Massachusetts.

Birthday - American revolutionary leader Patrick Henry (1736-1799) was born in Studley, Virginia. He is best remembered for his speech in 1775 declaring: "I know not what course others may take, but as for me, give me liberty or give me death."

Birthday - John Fitzgerald Kennedy (1917-1963) the 35th U.S. President was born in Brookline, Massachusetts. He was the youngest man ever elected to the presidency and the first Roman Catholic. He was assassinated in Dallas, November 22, 1963, the fourth President to be killed by an assassin.


MAY DAY FUN

Across

1. Cry of disgust
4. Whey partner
9. Wrong: Pref.
12. Sugar suffix
13. Puccini piece
14. Ditties
16. Query from the impatient
18. Composer Berg
19. Fizzy drink
20. Query from the lost
22. Spewed lava
26. Nincompoop
27. Comic Caesar
28. Gym iteration
29. Fruity drinks
31. Slice with some sandwiches
33. Makes tough
35. Use a spyglass
36. Query from the famished
39. Hook's henchman
41. Rips off
42. Cocktail nibble
45. Pianist Dame Myra
46. Cops' org.
49. Columbus Day mo.
50. Hightail it
52. Eyes, slangily
54. Query from the apathetic
57. Brings into play
58. "Rosemary's Baby" author
59. Query from the adventurous
63. Leaves in
64. Sarge's superior
65. Guitarist Paul
66. Bard's "before"
67. Scattered, as seed
68. Mag VIPs

Down

1. Generic pooch
2. On leave, maybe
3. Chair, as a committee
4. Gear tooth
5. News org.
6. Minister, for short
7. Took an oater dare
8. Figure-skater Cohen
9. Army mascot
10. Desktop tray
11. Nautical distance
14. Ankle bones
15. Duke of Cooperstown



17. Brewpub fixture
21. Sixth sense
23. London art gallery
24. Blissful place
25. Monopoly stack
30. Slow-moving mammal
32. IRS staffers
33. Big Apple ballpark
34. "Clean" series win
36. Reviewed
37. Lighten up
38. Ultimatum ender
39. Threatening looks
40. Jungle slasher
43. Maps out
44. Order of corn
46. Mortar mate
47. Like beer or tea
48. Take stock of
51. Whimpers
53. Play on words
55. Refer to
56. "Scram!"
60. "That smarts!"
61. Yahtzee cube
62. Brit. ref. work



A NOTE FOR THE COOKBOOK

We'd love to share your favorite recipes, cooking or baking stories, or any tips you may have.

Please submit to Julie Sarkauskas at:

barnesnotesandnews@gmail.com
or call 715-795-2775

GOOD EATS - RECIPES

THE SPICE CORNER: RAMPS, RAMSONS OR WILD LEEKS

Ramps, ramsons or wild leeks, are one of the earliest wild edibles to emerge, and, for some, they're the holy grail of wild edibles. Historically ramps were regarded as a spring tonic in the Appalachians. Early settlers relied on their restorative qualities after long, hungry winters. The high vitamin C in ramps has saved many a mountaineer from scurvy and other nutritional maladies. Modern foragers dream all year about that uniquely pungent garlicky-onion flavor. Ramps (*Allium tricoccum*) occur at higher elevations in Eastern North America from Georgia to Canada. They're easily recognized by their 1 or 2 broad leaves measuring 1 to 2 1/2 inches wide and 4 to 12 inches long.

Foraging Ramps

Traditionally, the Cherokee dug, and still dig, ramps by leaving the roots. This is done by cutting off the bottom of the bulb with a pocket knife while it's still in the ground. It's really a simple process.

Time

This one is really important. It's way too easy to run up to the ramp patch after work with good intentions of digging ramps. You get to the trailhead at 5:30pm and it's 6pm by the time you're digging ramps. The sun's about to slip behind the mountains and you're in a sudden hurry to get your ramps and get out of there. So you abandon your plan and jerk as many roots out of the ground as you can before running out. DON'T DO IT! Sustainably harvesting ramps takes more time, so you really need to make allowance for it. Plus it's a lot more fun to have a leisurely walk into the woods, not worrying about racing the waning light. If you can't give yourself the time to do it, please consider taking only greens and leaving the bulbs undisturbed. *You won't need nearly as much time if you only harvest leaves!*

Digging knife

You need a small sharp digging implement to pull back dirt from the bulb--a Japanese hori hori tool is perfect for this!

How to Harvest Ramps Sustainably

The most sustainable way to harvest ramps is to cut only one leaf, leaving the bulb and second leaf to continue growing. This is least impactful on the soil, the plant, and the colony as a whole. The leaves, in my opinion are the best part, anyway, and taking only leaves is the best way to ensure the colony will remain viable. If you need to take the bulbs, dig with a knife or stick, gently pulling back the dirt from around the bulb, being careful to leave the roots in the ground. Pull back just enough dirt to expose a little bit of the bulb so you can see where to put your knife. Then carefully cut away the bottom third of the bulb with roots, leaving them in the ground. Then re-cover the roots with dirt and leave them to grow next year. That's all there is to digging. Be judicious and don't take any more than you will use. When overzealously harvested, it makes more work in the long run, because some ramps will inevitably go bad before you can get to them. A few ramps go a long way so there's no need to stockpile them.

Leeks will only propagate above 3000 feet. According to North Carolina Extension Horticultural Specialist Jeanine M. Davis, ramps can be transplanted and cultivated from seed at much lower elevations. Apparently, it takes some effort to germinate seeds when climates are warmer than ideal, but it can be done. Once a good patch is established, it supposedly requires little maintenance.

Storing & Preserving Ramps

Ramps are only in season for a month or so. Both leaves and bulbs can be eaten and both are delicious. They're best used fresh, but both can be put away for eating later in the year. The easiest way to store ramp bulbs is by freezing: Simply cut off the greens, clean the dirt off the bulbs and cut off the roots (if your ramps still have roots). Then spread the bulbs out on a sheet pan or waxed paper so they are not touching and freeze. This prevents them from sticking together. Once they're frozen put them in jars or plastic containers, seal tightly and put in the freezer for up to six months. You can also wrap them individually in wax paper and store frozen in sealed jars. They can also be pickled but we don't usually bother.

The greens won't last long fresh and deteriorate when frozen. They can be dried, but they lose a lot of their flavor. We've found the best way to preserve them is by making ramp compound butter (see recipe below). A close second is ramp pesto. Either can be stored in the refrigerator in the short term or frozen for use later.

For short term storage put ramps in the refrigerator as soon as possible. They should be stored uncleaned. If a refrigerator is not immediately available ramps can be kept with the bulbs submerged in a bucket of water and placed in a cool shaded area. The leaves will start to wilt in the refrigerator after 4 days or so and in the bucket after a day or so depending on temperature.

AVOCADO CAPRESE

From:

Ingredients:

- 1/2 cup grape or cherry tomatoes, halved
- 4 ounces baby mozzarella balls (bocconcini)
- 2 Tbsp basil pesto (homemade or store bought)
- 1 tsp minced garlic
- 1/4 cup olive oil
- Salt and pepper to season
- 2 ripe avocados peeled, seeded and halved
- Fresh basil leaves to serve (optional)
- 2 Tbsp balsamic glaze reduction to drizzle
- 2 Tbsp fresh basil chopped



Directions:

Combine tomatoes, mozzarella balls, pesto, garlic, olive oil, salt and pepper in a bowl.

Toss well to evenly combine all of the flavors.

Arrange prepared avocado halves onto a plate with fresh basil leaves.

Spoon the Caprese filling into each avocado halve and drizzle with balsamic glaze. Top with chopped fresh basil.

Serve immediately.



Cooking & Eating Ramps

Ramp bulbs and leaves can be diced and used just as you would use onions, green onions, leeks, chives and garlic, but they are much more potent. They pair well with pasta, eggs, chanterelles and other wild mushrooms, potatoes, stir fried and raw greens and pork. You can also throw them on the grill or enjoy them raw.

Ramps With Watercress

"Fry some bacon until crisp, remove the bacon then drain off part of the bacon drippings. Put washed cress into the pan with the water that clings to it. Cook covered, until tender. Garnish with crumpled bacon, finely chopped ramps, and some chopped hard cooked eggs."

Ramp Compound Butter

- 1 lb softened butter
- 1 to 2 cups ramp greens, chopped
- 2 Tbsp freshly squeezed lemon juice

Combine all ingredients in a food processor until smooth and pack in small containers. *Use just as you would use garlic butter.*

GOOD EATS - RECIPES

CHERRY BRUNCH BARS

Submitted by: Sally Pease

Ingredients:

3 cups flour
1 ½ cups sugar
1 tsp salt
1 ½ tsp baking powder
4 eggs
2 sticks margarine or butter – melted
½ tsp almond extract
1 tsp vanilla
1 can cherry pie filling
1/2 – 2/3 cup chopped nuts (optional)

Directions:

Combine all ingredients in large bowl and mix well.
Grease and flour a jellyroll pan.
Reserve 1/3 of dough and spread the other 2/3 into the greased jellyroll pan.

Add pie filling over dough.

Drop reserved batter by teaspoons onto the top of the pie filling.
Sprinkle with 1/2-2/3 cup chopped nuts if desired

Bake at 350 degrees for 35 minutes or until done.

Glaze:

1 cup un-sifted powdered sugar
2 Tbsp milk or hot water

Drizzle over cake while warm. You can also try using apple, blueberry, lemon or other flavor pie filling.

MIMOSAS:

Submitted by:

Ingredients:

Orange slices, for garnish
1/4 c. sugar, for rimming champagne flutes
1 c. orange juice
1 tbsp. heavy cream
1 bottle champagne, prosecco, or cava

Directions:

- Rim champagne flutes with an orange slice and dip in sugar. Set aside.
- In a tall glass, stir together orange juice and heavy cream until combined. Pour into champagne flutes and top off with champagne.
- Garnish with orange wedge.

AMBROSIA SALAD

From: "Just an old box of recipes)

Ingredients:

2 cans pineapple chunks, drained
2 cans mandarin oranges, drained
2 jars maraschino cherries, drained
1 can coconut flakes
1/2 bag mini marshmallows
4 ounce sour cream
16 ounce Cool Whip

Directions:

- Combine sour cream and Cool Whip.
- Fold in all other ingredients.
- Chill covered for at least 2 hours



EASY SLOW COOKER FRENCH DIP SANDWICHES

From: Taste of Home

Ingredients:

4 lbs beef chuck roast, boneless
1 (10.5 ounce) can condensed beef broth
1 (10.5 ounce) can condensed beef consume
1 (10.5 ounce) can condensed French Onion Soup
1/2 cup red wine (optional but highly recommended)
8 to 10 French rolls or Italian rolls, split
Provolone, mozzarella or Swiss cheese sliced
(optional but highly recommended)
Pepper to taste

Directions:

Lightly spray slow cooker with non-stick cooking spray.

On a large cutting board, trim Excess fat from roast.



Browning Roast (optional, but highly recommended)

In a large skillet or dutch oven, add 2 tablespoons of cooking oil over medium high heat – add roast, pepper to taste and brown each side for several minutes.

Place roast in slow cooker. In a large bowl add soups and wine, mix well and pour over roast. Cook on low for 6 to 8 hours or on high for 4 hours. Cooking times will vary depending on how fast or slow your cooker cooks. When ready, remove roast from cooker, slice beef with a knife or shred using two forks on cutting board. Do not discard the broth (au jus) in the cooker – reserve it, keeping it warm in the cooker to serve with sandwiches.

When beef is ready, remove and place on cutting board. Slice beef with a knife or shred using two forks. Reserve juice (au jus) in cooker, keeping warm to serve with sandwiches. Split rolls, place them on a non-stick baking sheet. Use desired amount of beef and top with cheese. Place in preheated oven at 400 degrees until cheese starts to bubble and melts. Remove and serve with a bowl of au jus for dipping. Enjoy!

Assemble Sandwiches

Split rolls, place on non-stick baking sheet. Add desired amount of beef, top with cheese and place in preheated 400 degree oven or use your broiler. When cheese starts to bubble and melts, remove and serve with a small bowl of au jus (broth) for dipping. Enjoy!

Tips

Browning is not necessary but adds great flavor and helps seal in the juices. Red wine is optional too, but I always add it if I have some in the house – same as browning, it adds wonderful flavor to the au jus.

Many people like to add a cup or more of beer – omit the wine if you use beer.

Try making French Dip Bagel Sandwiches with the leftovers. Adding an egg is an awesome addition.

CORN ON THE COB

IT MAY NOT BE CORN SEASON YET...BUT GRILLING SEASON IS COMING SO HERE'S A NEW TWIST FOR CORN ON THE COB TO GO WITH YOUR BURGERS AND BRATS!

Fill your pot with water and add a stick of salted butter and 1 cup of milk. Place ears of corn in pot and turn heat to low - simmer for 10-15 minutes.



GOOD EATS - SWEET TREATS

LEMON BLUEBERRY CHEESECAKE

From: kitchenfun3sons@gmail.com

Graham cracker crust:

3 cups graham cracker crumbs
3/4 cup butter, melted
1/4 cup sugar



Cheesecake:

2 (8 ounce) packages cream cheese, softened
1 cup confectioners' sugar (powdered sugar)
1 (8 ounce) container frozen whipped topping (Cool Whip), thawed
2-3 Tbsp lemon juice
1 tsp vanilla
1 (21 ounce) can blueberry pie filling

TOFFEE BARS

From: Author: Trish - Mom On Timeout

Ingredients:

1 cup coarsely chopped pecans
1 cup (2 sticks) Challenge unsalted butter
1 cup granulated sugar
1/2 tsp kosher salt
1 tsp vanilla extract
1 cup milk chocolate chips



Directions:

- Spray a 9-inch square baking dish with cooking spray and line with parchment paper.
- Spread the chopped pecans in a single layer on top of the Parchment paper
- Add butter, sugar, and salt to a heavy bottomed 3 quart pot
- Bring to a boil over medium low heat, stirring frequently to dissolve the sugar.
- Once the candy is boiling, stir occasionally, slowly and evenly, until the candy has reached 290F to 300F, or "hard crack" on a candy thermometer.
- Once the candy has reached 290F-300F, remove from heat and gently stir in the vanilla extract.
- Carefully pour the mixture over the chopped pecans.
- Let the candy sit for a few minutes, undisturbed, before sprinkling the chocolate chips over the top.
- Cover the baking dish with foil and let sit for 5 minutes or until the chocolate has softened.
- Remove the foil and gently spread the softened chocolate into an even layer. An offset spatula works best for this.
- Place the candy in the refrigerator and let cool completely.
- Give it at least 2 hours.
- Lift the parchment out of the baking dish and place the toffee on a cutting board or solid surface.
- Use a knife to gently break it into smaller pieces.
- Store in an airtight container in a cool place.

CINNAMON ROLL APPLE PIE

From:

10 Servings

Ingredients:

5 granny smith apples, sliced
2 cans cinnamon rolls
1/2 cup sugar
1 tsp cinnamon
1 Tbsp cornstarch



Preparation:

- Preheat oven to 350°F (180°C) and spray a pie dish with nonstick oil.
- Peel and cut the apples into thin slices and place in a bowl.
- Add sugar, cinnamon and cornstarch to apples and stir.
- Cut each cinnamon roll in half and roll out with flour until thin.
- Layer the bottom of the pie dish with the flattened cinnamon rolls to create a bottom crust.
- Add the apples and layer the rest of the rolls on top to create a closed crust, pinch any holes together with your fingers.
- Cover with foil and bake for 35 minutes.
- Remove the foil and bake for another 10 minutes uncovered.
- Allow the pie to cool and drizzle with icing.

ENJOY!

PICO DE GALLO

From: Internet Recipes

Ingredients:

6 tomatoes
3 mild jalapenos
1 medium white onion
1/2 medium red onion
1 cup cilantro (less if you're not a fan)
5 cloves garlic



Directions:

Dice all and combine. Refrigerate

*I HATE IT WHEN I GO TO THE KITCHEN
FOR FOOD AND ALL I FIND
ARE INGREDIENTS.*



WATERMELON SANGRIA

From: <https://centslessdeals.com/watermelon-sangria/>

Ingredients:

12 cups watermelon cubes - divided
1 lime sliced
1 orange sliced
1 bottle white wine
2/3 cup vodka
1/3 cup triple sec
1/2 cup simple syrup or to taste see note
club soda or prosecco (Italian White Wine) optional

Instructions:

Blend 8 cups of watermelon cubes in a blender until smooth. Strain through a fine mesh strainer. Place remaining watermelon cubes and citrus fruit in a large pitcher. Add strained watermelon juice, wine, vodka and triple sec. Cover and refrigerate at least 4 hours or overnight. Taste before serving and add simple syrup as needed. Serve with additional club soda or prosecco to taste.



RECIPE NOTES

Allow sangria to steep at least 4 hours before adding simple syrup.

Jim's BAIT

**EAU CLAIRE LAKES
BARNES, WISCONSIN**

Jim's Bait & Convenience Store

Open 7 a.m. Daily
Corner of Hwy 27 and Lake Road
Barnes, WI
Phone: 715-795-3150
Find Us on FB at "Jim's Bait of Barnes,
Wisconsin"

ONE-STOP SHOPPING!

GROCERIES AND
PAPER GOODS
REGULAR &

Non-Ethanol Gas



**LIVE
BAIT**

FISHING / HUNTING LICENSES * FISHING SUPPLIES & SPORTING GOODS
LIQUOR / WINE / BEER / ICE * 20 LB. LP FILLS * BAYFIELD COUNTY PLAT BOOKS
BACON, PEPPER STICKS & BRATS FROM JIM'S MEAT MARKET (IRON RIVER, WI)
DEER CORN * RUG DOCTOR

"BARNES - A BREATH OF FRESH AIR"
NOW AVAILABLE

CHECK OUT OUR CLOTHING SECTION

ALSO AT JIMS:

Eau Claire Lakes Picture Frames &
Wine Glasses
Local Area Souvenirs
Leanin' Tree Cards For All Occa-
sions
Schmelke Pool Cues

FISHING SEASON OPENER

SATURDAY - MAY 5, 2018

PLEASE VISIT LOCAL
ESTABLISHMENTS FOR CURRENT
STATE RULES & REGULATIONS

CHECK ONLINE at:

dnr.wi.gov or gowild.wi.gov

Or, see to the right for more info:

Fishing Opener



For fishing/hunting regulation questions
please contact:

DNR Call Center Toll Free 1-888-DNR INFO
(1-888-936-7463) / Local: (608) 266-2621

7 days a week - 7:00 a.m. to 10:00 p.m.

FISHING OPENER
MAY 5
HURRY IN
ONLY 1 ICE AUGER LEFT



HOME
OF
THE
FREE

B	A	H		C	U	R	D	S			M	I	S			
O	S	E		O	P	E	R	A			T	U	N	E	S	
W	H	A	T	G	I	V	E	S			A	L	B	A	N	
S	O	D	A					W	H	E	R	E	A	M	I	
E	R	U	P	T	E	D			A	S	S		S	I	D	
R	E	P		A	D	E	S			P	I	C	K	L	E	
				S	T	E	E	L	S			P	E	E	R	
				W	H	E	N	D	O	W	E	E	A	T		
S	M	E	E					S	T	E	A	L	S			
C	A	N	A	P	E			H	E	S	S		P	B	A	
O	C	T		L	A	M			P	E	E	P	E	R	S	
W	H	O	C	A	R	E	S				U	S	E	S		
L	E	V	I	N				W	H	Y	D	O	N	T	W	E
S	T	E	T	S				L	O	O	I	E		L	E	S
								S	O	W	E	D		E	D	S

MAY SUDOKU ANSWERS

2	3	5	1	7	9	4	8	6
4	6	9	2	8	5	3	7	1
8	7	1	3	4	6	2	5	9
7	8	6	4	9	1	5	2	3
3	9	4	5	2	7	6	1	8
1	5	2	6	3	8	9	4	7
5	2	8	7	6	3	1	9	4
6	4	7	9	1	2	8	3	5
9	1	3	8	5	4	7	6	2



MAY CROSSWORD ANSWERS